

# Fit For Work?

## Musculoskeletal Disorders and the Croatian Labour Market

Tatiana Quadrello  
Stephen Bevan  
Robin McGee





<b>1. Executive summary</b>	<b>5</b>
<b>2. Introduction</b>	<b>9</b>
2.1 Why is workforce health in Croatia important?	9
2.2 MSDs: The European context	11
2.3 Objectives of the study	11
2.4 A note on definition	13
2.5 Structure of the report	14
<b>3. Work and MSDs in Croatia</b>	<b>15</b>
3.1 An unclear picture	15
3.2 The impact of MSDs on ability to work	17
3.3 The impact of the work-place on MSDs	24
3.4 The wider economic and social impact of MSDs	27
3.5 Summary	32
<b>4. Interventions</b>	<b>34</b>
4.1 The case for early intervention	34
4.2 The social security regime	36
4.3 Condition-specific interventions	37
4.4 The biopsychosocial model and work	40
4.5 The role of employers	42
4.6 Summary	46
<b>5. Conclusions and recommendations</b>	<b>47</b>
5.1 Recommendations for employers	47
5.2 Recommendations for employees	48
5.3 Recommendations for GPs	49
5.4 Recommendations for occupational health professionals	50
5.5 Recommendations for government	50
<b>References</b>	<b>52</b>
<b>Appendix 1: Interviews and consultation with experts</b>	<b>60</b>
<b>Appendix 2: Benchmarking grid</b>	<b>61</b>

## List of Boxes, Figures and Tables

---

Box 1: Principles of managing non-specific MSDs	44
Figure 1: Number of MSDs notifications across all occupational sectors	16
Figure 2: Number of temporary and permanent disability cases by occupational sector and year	18
Figure 3: ICF model applied to work disability in RA	40
Table 1: Diseases and conditions diagnosed by the Occupational Health Service	16
Table 2: Summary of intrinsic risk factors for non-specific MSDs	24
Table 3: Direct costs associated with MSDs, RA, and low back pain	30

## 1. Executive summary

---

Thanks to a process of economic transformation and the EU accession negotiations, Croatia has recently gone through a period of solid growth and is roughly on par with the average for the European transition countries. However, the unemployment rate is still very high, and corruption and lack of qualified personnel remain critical points for improving governance in Croatia. Furthermore, the health of Croatian workers is also giving serious cause for concern. In 2008, more than 18 million working days were lost due to sickness absence and, apart from a high percentage of people overweight and obese, cardiovascular, respiratory and musculoskeletal disorders (MSDs) are the most common diseases among the Croatian population. MSDs in particular affect more than forty million workers in the EU and account for about half of all work-related disorders in EU countries (European Trade Union Institute, 2007), representing an estimated cost to society of between 2.6 and 3.8 per cent of gross national product (GNP).

---

### **The 'Fit for Work?' project**

This project, part of a wider programme of work across 24 European and other countries, has looked in some detail at the impact that MSDs have on the working lives of thousands of Croatian workers, the adequacy of the treatment and support they receive, their experiences at work, the effect of their condition on their family and colleagues, and the human and financial costs involved. Specifically, we have looked at back pain, work-related upper limb disorders (WRULDs) – two groups of conditions which are usually characterised by non-specific and short episodes of pain and incapacity – and rheumatoid arthritis (RA) and spondyloarthropathies (SpAs), specific conditions that are often progressive and increasingly incapacitating. We conducted a review of the recent academic and practitioner research on the relationship between these MSDs and labour market participation, and conducted interviews with acknowledged experts in this field.

---

### **The Impact of MSDs on the Croatian workforce**

MSDs have a significant impact on people's ability to work; not only on an individual but on an aggregate basis. Together, they affect the productivity and labour market participation of thousands of Croatian workers. Bearing in mind that a limited body of evidence is available in Croatia, it seems that:

- Back pain is a very common complaint in Croatia and, in 2008, it was the cause of disability for 31,741 people;
- About 37 per cent of Croatian workers report that they have experienced muscular pain in their neck, shoulders and upper limbs;
- In 2008 RA was the cause of disability for 3,009 people, of which 77 per cent were women and 23 per cent were men. RA accounts for 0.83 and 0.84 of all DALYs lost in Western and Eastern Europe respectively;

- In 2008 there were 7,680 people whose cause of disability were SpAs. A similar distribution across both sexes was found.

The effects of incapacity and pain from these and other MSDs can impact on several aspects of an individual's performance at work, including:

- Stamina;
- Cognitive capacity or concentration;
- Rationality/mood;
- Mobility;
- Agility.

It is becoming clearer that people with MSDs are also likely to have depression or anxiety problems related to their conditions. This can affect the severity of the condition, the ability of the individual to remain in work, the length of time they spend away from work and the ease with which they can be rehabilitated. Research suggests that a significant proportion of general practitioners (GPs), employers and even individuals with MSD do not fully appreciate the impact of 'stress' on the severity of physical incapacity. The biopsychosocial model of health emphasises the interplay between the biological (eg disease, strain, joint damage), the psychological (eg disposition, anxiety) and the social (eg work demands, family support) and represents a helpful way of assessing the causes of some MSDs, of planning treatment and management and of approaching rehabilitation into the workplace. It is not being adopted as widely as it should, however, because many GPs and employers find it difficult to look beyond the immediate physical symptoms.

Work can be both cause and cure. Whilst the physical conditions of work may cause or aggravate musculoskeletal symptoms, the impact or outcome on individuals (absence from work and disability) is strongly associated with psychosocial factors. Evidence suggests that work can help ameliorate the deterioration of many conditions and help recovery from MSDs. However, many GPs and employers mistakenly believe that workers with MSDs must be 100 per cent well before any return to work can be contemplated.

Looking to the future, with prospects for an ageing workforce, a growth in obesity, a reduction in exercise and physical activity and overall fitness in the general population, it is likely that the incidence and effects of MSDs will intensify and worsen rather than improve in the medium-to long term. We are concerned that this will affect the quality of working life of many Croatian workers, and that the productive capacity of the Croatian workforce will be adversely affected at a time when we need it to be on top form.

---

**What can  
be done?**

There are five main principles which GPs, employers, employees and the government should focus on if we are to improve the working lives of workers with MSDs.

- **Early intervention is essential.** The overwhelming evidence is that long periods away from work are usually bad for MSD patients – the longer they are away from work, the more difficult it is for them to return. Early action, preferably in partnership between GPs, the patient and their employer, can help those with MSDs to keep their jobs and to achieve a balance between the individual's need for respite and their need to work. For some MSD patients early access to physiotherapy or to drug therapies can reduce the severity, impact or progression of the condition – a delay in diagnosis or treatment can make recovery, job retention or rehabilitation much more difficult. Once the economic upturn arrives – which it assuredly will – the Croatian economy cannot afford for its recovery to be inhibited by a shortage of skilled, motivated and healthy workers.
- **Assess the direct and indirect costs of MSDs.** We need some better measures to assess the social, economic and work impact of MSDs to allow the Croatian government to assess and monitor both the clinical and labour market impact of MSDs in a more 'joined-up' way.
- **Focus on capacity not incapacity.** Employers and employees can 'catastrophise' MSDs, imagining their effects to be far more serious or insurmountable than is strictly the case. Most workers with MSDs can continue to make a great contribution at work if they are allowed to. They do not need to be 100 per cent fit to return to work – a little lateral thinking will allow managers to give them useful work to do that supports them on their journey back to full productive capacity. For example, if GPs were asked to issue a 'Fit Note' rather than a 'Sick Note' then it would be clearer what the worker was still able to do at work. This approach is being introduced in the UK, and should be considered in Croatia too.
- **Imaginative job design is the key to rehabilitation.** Managers can change the ways work is organised (including simple changes to physical layout or to working time arrangements) to help prevent MSDs getting worse and to help people with MSD to stay in, or return to, work. They need to do this in a way which preserves job quality, avoids excessive or damaging job demands and takes heed of ergonomic good practice.
- **Think beyond the physical symptoms.** Clinicians should bring to bear their understanding of the biopsychosocial model and the limitations of the biomedical model in their diagnosis and treatment of the patient and – most importantly – their assessment of the role that a job might play in helping someone to stay active and avoid isolation. GPs are ideally placed to identify the early presentation of many MSDs.

Where appropriate, GPs should seek to refer patients to specialist teams as early as practicable, to enable management of the condition to begin.

The evidence presented in this report illustrates that a large proportion of working age people in Croatia are, or will be, directly affected by musculoskeletal conditions (MSDs) in the coming years. This can have very significant social and economic consequences for these individuals and their families, it can impede the productive capacity of the total workforce and parts of Croatian industry, and it can draw heavily on the resources of both the health system and the benefits regime.

We have found important clinical, epidemiological, psychological and economic evidence and expert opinion on the nature, extent and consequences of the MSD problem in Croatia. However, there still seems to be a lack of coherence or 'joined-up' thinking and action which focuses on the MSD **patient as worker**. While the number of advocates of the biopsychosocial model as it applies to all MSDs is growing, we noted that some of those who can have most impact on fulfilling the labour market participation of workers with MSDs have yet to embrace its principles as fully as they might.

## 2. Introduction

---

**2.1** The year 2000 was a turning point in Croatian history, marked by closing the chapter of the war and the first phase of transition. With that, the country turned its attention to the ‘second transition’ – the principle goal of which is to place Croatia on a path to the European Union (EU).

**Why is workforce health in Croatia important?** While opening the economy to global markets and reestablishing cooperation with its southeast European neighbours, the signing of the Stabilization and Association Agreement (SAA) marked the first firm milestone on Croatia’s path to the EU. In October 2005, Croatia opened EU accession negotiations, with the screening phase concluded a year later. Benefiting from successful economic transformation and the EU accession negotiations, growth has remained solid, and is roughly on par with the average for the European transition countries (World Bank, 2008). However, Croatian GDP in purchasing power standards is still well below the average of EU27, and according to the Labour Force Survey figures (Crosstat, 2009), out of a total working age population of over 3.6 million people, only about 1.6 million people are in employment. Although administrative sources report that the unemployment rate has reduced from 16.6 per cent in 2006 to 13.2 in 2008 (Crosstat, 2009), unemployment still represents a big challenge for the Croatian economy.<sup>1</sup> Furthermore, the European Commission points out that corruption and lack of qualified personnel remain critical points<sup>2</sup> for improving governance in Croatia.

Along with skills, training and qualifications, one of the most significant drivers of labour productivity is workforce health and well-being. Data from western economies show that having a significant proportion of the working age population either temporarily or permanently unable to work through ill-health – even in a favourable economic climate – can reduce the aggregate level of labour productivity and damage the competitiveness and effectiveness of private and public sector employing organisations. Of course a significant burden of ill-health or chronic disease can also have a number of damaging social consequences.

Unemployment and job loss have serious financial and health consequences for individuals. Studies have shown widespread deterioration in aspects of physical and mental well-being among those who lose their jobs which can persist for many months (Armstrong, 2006; Brinkley, Clayton, Coats, Hutton, and Overell, 2008). Furthermore, it is essential that job loss is not concentrated in the most vulnerable parts of the workforce, especially among those with a disability or with a long-term or chronic health condition. Finding ways of improving job retention for these workers is vital as we know that, once they become detached from the labour market, their chances of finding meaningful work again are severely damaged.

---

<sup>1</sup> <http://www.oecd.org/dataoecd/45/2/34862245.pdf>

<sup>2</sup> <http://www.oecd.org/dataoecd/27/8/41798172.pdf>

If Croatia aspires to become a member of the EU, its economy cannot afford to be inhibited by a shortage of skilled, motivated and healthy workers. It is on this last point which much of this report focuses.

Despite more than every second Croatian regarding their own health as very good or good<sup>3</sup>, the health and well-being of the Croatian workforce is giving cause for concern, and these concerns will continue in the light of the ageing of the population. A number of indicators suggest that workforce health will remain an important priority for policy-makers and employers for the foreseeable future:

- 43.2 per cent and 20.1 per cent of Croatian men are overweight and obese respectively. In women these figures are 33.6 per cent and 20.6 per cent (Fister, Kolčić, Milanović and Kern, 2009).
- In 2008, more than 18 million working days were lost due to sickness absence (Crosstat, 2009).
- Musculoskeletal disorders are the third most common diseases following cardiovascular and respiratory diseases.<sup>4</sup>
- In 2007, primary healthcare professionals identified more than 400,000 cases of intervertebral disc disorders and dorsopathies, more than 51,000 cases of RA and other inflammatory polyarthropathies, and more than 37,000 cases of SpAs (Croatian National Institute of Public Health, 2007).
- Among those who became aware of their disability rights through the Croatian Pension Insurance Institute, dorsopathies were the most common cause of disability. Depression and hypertension followed respectively (Croatian National Institute of Public Health, 2007).
- In Croatia there are nearly 486,000 disabled or about 11 per cent of the population. 3.6 per cent of all disabled of working age are in paid employment.<sup>5</sup>
- 27.5 per cent of all disabled are affected by a disability of the musculoskeletal system (Croatian National Institute of Public Health, 2007).
- In 2007, mental disorders were the leading disease group according to the number of bed days. Most commonly mental disorders were caused by alcoholism (20.6 per cent), schizophrenia (15.6 per cent), reaction to severe stress (13.6 per cent) and depressive disorder (11.7 per cent) (Croatian National Institute of Public Health, 2007).

---

<sup>3</sup> <http://www.eurofound.europa.eu/press/releases/2009/090325hr.htm>

<sup>4</sup> Expert interview

<sup>5</sup> Expert interview

- In 2007, more than 48 billion kuna were spent by the Croatian government in social benefits (Crosstat, 2009).
- In 2007 there were 23,823 cases of permanent and temporary incapacity across all occupational sectors.<sup>6</sup>
- In 2005, total spending on health was estimated to be 8.7 per cent of GDP (European Observatory on Health systems and Policies, 2006).

---

**2.2**  
**MSDs:**  
**The European**  
**context**

In the European Union (EU) context, concern in the European Commission and among the social partners over the prevalence and impact of work-related MSDs has been growing for several years. Chronic musculoskeletal pain (CMP) is estimated to affect 100 million people in Europe (Veale, Woolf and Carr, 2008), MSDs affect more than forty million workers in the EU and account for about half of all work-related disorders in EU countries (European Trade Union Institute (ETUI), 2007), representing an estimated cost to society of between 2.6 and 3.8 per cent of gross national product (GNP). The European Working Conditions Survey (EWCS) published by the European Foundation (Parent-Thirion, Fernandez Macias, Hurley and Vermeulen, 2007) has shown that 24.7 per cent of workers across the EU report experience backache and 22.8 per cent muscular pain. Indeed, the European Commission estimates that MSDs account for 49.9 per cent of all absences from work lasting three days or longer and for 60 per cent of permanent work incapacity (EC, 2007). If the European knowledge-based economy is to recover and compete against the US and the growing economies of Asia the health and productivity of the EU workforce must be a policy priority. This report looks at Croatia in this wider EU context and assesses where Croatia is doing well and where it has challenges to confront.

---

**2.3**  
**Objectives**  
**of the study**

More specifically, this project has sought to address each of the following questions:

1. What is the impact of MSDs on employment and economic performance in Croatia? How is this likely to change in the context of future demographic, workforce and lifestyle changes?
2. What is the relationship between work and MSDs? What impact do biological, psychological and social factors, including work-place factors, have on MSDs?
3. How well do employers, governmental bodies, general practitioners (GPs) and occupational health professionals understand and deal with MSDs as they relate to the work-place? How well equipped is the health sector to provide early intervention, rehabilitation and other support for people with these conditions?

---

<sup>6</sup> <http://laborsta.ilo.org/STP/guest>

4. What early interventions can policy-makers and employers deliver to ensure that those with MSDs a) retain their jobs b) maximise their quality of working life and their contribution to society and c) maintain access to (and routes back into) employment?

In addressing the objectives outlined above, we have used the following approaches:

1. Desk research: Here we have drawn on existing published research from the medical, occupational health and health economics literature. This has enabled us to draw together the evidence on the nature, extent, impact and costs of MSDs to the Croatian economy, to employers and to individuals. We have examined a range of MSDs to assess the extent to which their impact varies and where policy and practice has been both strong and weak in preventing and intervening.
2. Secondary data analysis: We have used data from domestic and European studies and surveys to examine the prevalence and costs of MSDs in the working age population in Croatia.
3. Expert interviews: We have conducted interviews with Croatian experts across a number of disciplines to identify the main areas of policy and practice which need to be addressed by policy-makers, health professionals and by employers.

In addition to the wider picture, to focus the research, we have chosen to concentrate on four categories or groups of MSDs. These are:

- Back pain;
- Work-related upper-limb disorders (WRULDs);
- Rheumatoid arthritis (RA);
- Spondyloarthropathies (SpAs).

Back pain and the majority of WRULDs are categorised as non-specific and episodic conditions which may frequently be caused by, or be made worse by, work. They manifest themselves in disparate ways and may cause periods of intense discomfort and incapacity which may affect the ability of the individual worker to carry out their work. They may also abate for long periods. Many people with these conditions, such as back pain, never seek treatment and most recover on their own but the conditions can cause significant absence from work or lost productivity. Back pain and WRULDs are often included in the occupational health and safety guidelines and literature. Occupational health practitioners typically deal with these conditions.

On the other hand, RA and SpA are specific and progressive rheumatic diseases which are not caused by work, but may be made worse by work and are often handled by general

practitioners and specialists, not within the occupational health arena. They are clinically diagnosed conditions that progress in a broadly predictable way, if untreated. They can have a significant impact on functional capacity at work and, in the long-term, participation in the labour market. Most people with these conditions require clinical interventions over a prolonged period of time and the management of these conditions for those of working age should involve the frequent and active participation of clinicians, employers and occupational health professionals.

Together, these MSDs illustrate the effects of conditions from which a large number of Croatian workers may report at any one time. Improving our understanding of the effects of these conditions, how staying in work can be beneficial, and what might be done to alleviate their impact, can yield significant social and economic benefits.

---

**2.4** In the absence of a consensus on a clinical definition of many MSDs, navigating the literature on their prevalence, incidence, diagnoses, epidemiology, treatment and cost to Croatian society is a difficult task. The lack of standardisation and validation of the terminology and classification of MSDs is one of the reasons for the contradictory findings in the literature regarding the diagnosis, epidemiology, treatment and rehabilitation of these conditions (WHO Scientific Group, 2003). Some clinicians differentiate between ‘musculoskeletal conditions’ and ‘musculoskeletal disorders’. The former refers to all clinical conditions affecting the musculoskeletal system and the latter, to borrow a definition from the ETUI (European Trades Union Institute, 2007), meaning ‘any affliction of the musculoskeletal system that appears at work and causes discomfort, difficulty or pain when performing work’.

In Croatia, the list of occupational diseases (NN 162/98) includes only the following MSDs:

- Code 29 Diseases due to the detrimental effects of vibration;
- Code 31 Chronic periartritic changes due to cumulative trauma.

This suggests that the Croatian official definition of MSDs may be unhelpfully narrow if a comprehensive picture of MSD prevalence and impact is to be gained. Furthermore, comparing the prevalence of occupational diseases in their sample with official figures, Bubas, Milosević and Delić-Brkljajić (2008) point out that although official data imply that the incidence rate of occupational diseases in Croatia is four times lower than in the EU; this might be a consequence of both problems in the system of healthcare and health insurance, and problems in the system of monitoring and registering occupational diseases, more than an accurate picture of the situation.

**2.5** This report is structured as follows:

**Structure of  
the report**

- Section 3 examines the extent of MSDs in Croatia and the impact they have on productivity and attendance at work, on labour market participation and on the wider Croatian economy.
- Section 4 reviews the range of interventions, including vocational rehabilitation, which can improve job retention and labour market participation among those with MSDs.
- Section 5 sets out our recommendations for employers, employees, GPs, occupational health professionals and for the Croatian government.
- Appendix 2 provides a benchmarking grid in which a number of indicators covering the labour market, the welfare system and the healthcare system are presented for each of the country involved in the Fit for Work project.

### 3. Work and MSDs in Croatia

---

This section sets out what we know about the impact of musculoskeletal disorders (MSDs) on people of working age in Croatia. It uses data, research and interview evidence from Croatian sources where this is available, and paints a picture of the challenges faced by both current and future Croatian workers, their families, their employers and, ultimately, state agencies. It looks at four main issues:

1. The inadequacy of the data on MSDs in Croatia and the consequences of this;
2. The impact that MSDs have on people's ability to work;
3. The impact that work can have on MSDs;
4. The wider economic and social impact of MSDs in Croatia.

We begin by looking at data quality.

---

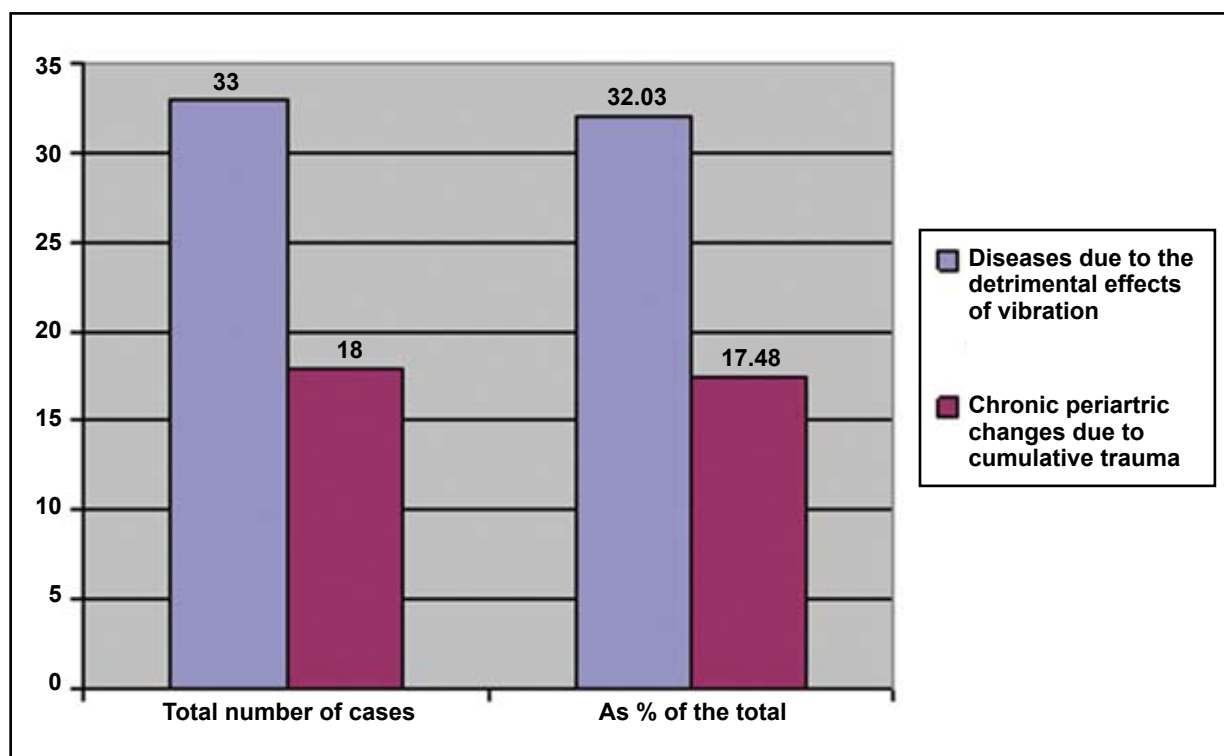
**3.1**  
**An unclear**  
**picture**

Although there have been a few attempts, it remains difficult to quantify precisely the extent of MSDs in the working age population of Croatia. Jelčić, Culjak, Horvacić, Duricić and Kalin-Zivković (1993) have tried to quantify the prevalence of low back pain among health personnel; the European Foundation for the Improvement of Living and Working Conditions (Eurofound) has included a Croatian sample in the fourth European Working Conditions Survey run in 2005, and provide some information on the low back and muscular pain. However, these studies have the limitation of relying on small samples. On the other hand, the official data on MSDs (summarised in Figure 1 and Table 1 on the next page) have the limitations outlined in section 2.4.

This is a troubling picture for a number of reasons:

- It is impossible to be accurate about the economic consequences of MSDs, their productivity impact or their social costs to the nation, to its workers and to their families.
- If, as is likely, the prevalence of MSDs increases as the average age of the Croatian workforce increases, the absence of good baseline data today makes forecasting the future impact of MSDs very difficult.
- Poor data makes it difficult to present a compelling case for action to Croatian employers or to Croatian policy-makers.
- The benefits of clinical, labour market or work-place interventions are made all the more difficult to quantify (or justify) if there are no reliable or comprehensive data on the extent or impact of MSDs in the Croatian workforce.

**Figure 1: Number of MSDs notifications across all occupational sectors**



Source Croatian National Institute of Public Health (2007)

**Table 1: Diseases and conditions diagnosed by the Occupational Health Service (number of cases)**

	Up to 21 years	22-45 years	46 years and over	Total
RA and other inflammatory polyarthropathies	7	122	319	<b>448</b>
AS and SpAs	41	139	286	<b>466</b>
Invertebral disc disorders	16	690	935	<b>1,641</b>
Other diseases of the musculoskeletal system	263	1,132	1,422	<b>2,817</b>
Dislocations, sprains and strains	65	221	151	<b>437</b>
Exposure to vibrations	289	1,455	877	<b>2,621</b>

Source Croatian National Institute of Public Health (2007)

Despite this, The Work Foundation is confident that there is sufficient evidence in Croatia to argue strongly for MSDs to be a policy priority in the coming years. Compared with EU member states, a higher proportion of the Croatian workforce currently reports having regular backache or muscular pain (European Foundation for the Improvement of Living and Working Conditions, 2007). As overweight and obesity increase among the Croatian population and the population ages, the social and economic impact of MSDs will increase even more. Croatia must stand ready to anticipate and manage the almost certain growth in the coming years of what some commentators have called 'an ill-understood pandemic' (European Trade Union Institute (ETUI), 2007).

---

### 3.2 The impact of MSDs on ability to work

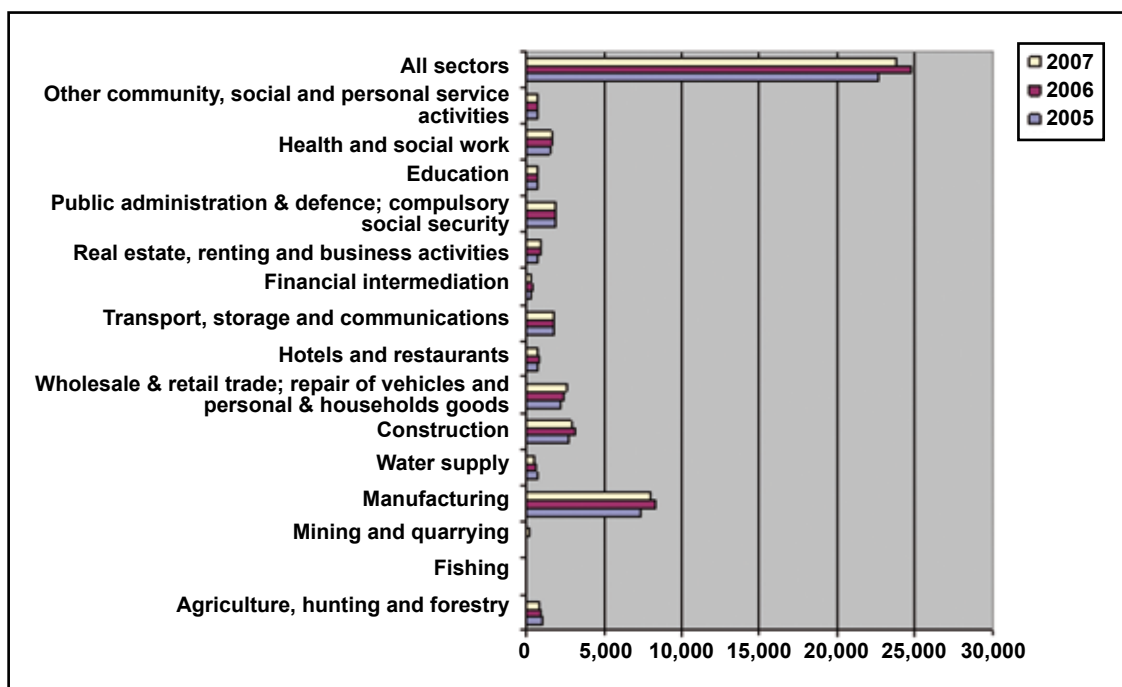
The impact of MSDs on individuals and their ability to work varies significantly from person to person. Attempts to measure relative work disability differ according to methods of data collection, respondent selection and definitions of work disability. Work disability usually refers to cessation of employment, reduced working hours or claiming of disability benefits. These estimates rarely include estimations of lost productivity whilst at work. In Croatia, although official data does not differentiate by type of occupational illness, cross sector comparisons show that the manufacturing sector has, by far, the highest number of temporary and permanent disability cases recorded (see Figure 2 on the next page). Furthermore, the cases of disability across all sectors were the highest in 2006 and slightly decreased in 2007.

MSDs can cause work-limiting pain and fatigue which many people feel unable to disclose. Research shows that up to 30 per cent of workers with conditions such as rheumatoid arthritis (RA) are reluctant to disclose their condition to their colleagues and managers out of a fear of discrimination (Gignac, Cao, Lacaille, Anis and Badley, 2008), and 22 per cent of workers do not tell their employers about their condition (Gignac et al., 2004).

MSDs, as outlined in Section 2, can be non-specific or specific. The effects of specific MSDs are discussed below with particular reference to RA and spondyloarthropaties (SpAs). Other, largely non-specific MSDs are described in relation to two main categories, back pain and work-related upper limb disorders. The effects of pain from MSDs can thus impact on the following aspects of one's performance at work:

- Stamina and resilience;
- Cognitive capacity or concentration;
- Rationality/mood;
- Fatigue;
- Mobility;
- Agility.

**Figure 2: Number of temporary and permanent disability cases by occupational sector and year**



Source ILO, Labour Statistics Database<sup>7</sup>

An MSD can also have effects on safety aspects of work. If concentration or movement is affected by the condition or associated pain then some aspects of work may become unsafe. It must also be noted that, following diagnosis, some treatments can have significant side effects which affect an individual's ability to perform. Where particular hazards such as heavy machinery or driving are involved then safety aspects of job performance will also be of concern.

### 3.2.1 Back pain

Back pain is a very common complaint in Croatia, though as mentioned earlier in this report, official data underestimate the problem. In addition, very few epidemiological studies were found in the literature. Jelčić et al. (1993) found that the prevalence of low back pain among health personnel was 30.7 per cent at the time of survey. The mean age at onset of the first and last attack of pain was 30.5 and 42.7 years, respectively. The average frequency of attack was nine occurrences over the five years preceding the study, and the mean duration was nine days per attack. The most common causes of pain were inadvertent movement at work (70.3 per cent),

<sup>7</sup> <http://laborsta.ilo.org/>

heavy lifting (60.4 per cent) or heavy physical work (43.5 per cent), while in 35.6 per cent of subjects no clear cause could be identified. Temporary disability was established in 26.7 per cent of the subjects.

The fourth EWCS (Parent-Thirion et al., 2007) shows that nearly 42 per cent of Croatian workers report work-related back pain. In the vast majority of patients with back pain no specific diagnosis is given. Data from the Disability Registry show that in September 2008 low back pain was the cause of disability for 31,741 people; women were affected more often than men (55 per cent versus 45 per cent respectively).<sup>8</sup>

Back pain is common, episodic, often recurrent and generally self-limiting. It is defined as recurrent if several episodes occur in one year for a duration of less than six months, acute if an episode lasts for less than six weeks, sub-acute (7-12 weeks) and chronic if it endures for over 12 weeks. Back pain is a recurrent problem for many people, although this does not necessitate that symptoms will worsen. For the majority of people pain will disappear of its own accord within four to six weeks. In a European study of people visiting their family doctors because of back pain, 65 per cent were free of symptoms within 12 weeks (van der Hoogen et al., 1998 in Bekkering et al., 2003). Recorded absence is greatest amongst the minority of individuals whose condition is chronic or recurrent. Most people who are affected by back pain either remain in work or return to work promptly. About 85 per cent of people with back pain take less than seven days off, yet this accounts for only half of the number of working days lost. The rest is accounted for by the 15 per cent who are absent for over one month (Bekkering et al., 2003). It is important to recognise that there is a difference between having symptoms, care seeking, lost productivity and disability, and the factors that contribute to them (Burton, 2005). This means that whilst individuals may experience musculoskeletal pain (in their back, for example), it is not possible to predict their strategies for dealing with illness or injury (seeking medical attention for example), how it will affect their work performance, whether they will take time off work and whether, ultimately, they will become one of the very small minority who become permanently disabled by their condition. The important question is therefore why, when so many people experience back pain, does it have such an adverse effect on some and not others? There is a growing consensus that psychological factors are the differentiating factor as they are strongly associated with the progression of back pain from an acute to a chronic condition that affects two to seven per cent of people (Burton, 2005), and to disability (Burton, 2005; Bekkering et al., 2003).

---

<sup>8</sup> These data were provided by a local partner

### 3.2.2 Work-related upper limb disorders (WRULDs)

According to the fourth EWCS (Parent-Thirion et al., 2007) about 37 per cent of Croatian workers report that they have experienced muscular pain in their neck, shoulders and upper limbs. WRULDs are MSDs affecting the upper part of the body caused or aggravated by work and the working environment. However, there is considerable debate about the definition and diagnostic criteria for WRULDs, which are also commonly referred to as 'sprains or strains', 'repetitive strain injuries or disorders', or 'cumulative trauma disorders'. Both specific and non-specific disorders and symptoms can be covered by this category. Van Eerd et al. (2003) identified 27 different classification systems for work related MSDs, of which no two were found to be alike. The fact that a single disorder is often described in different ways only amplifies the problem. Critically, Van Eerd et al. (2003) found that the different classification systems did not agree on which disorders should be included. This definitional problem makes it difficult to calculate the number of people with WRULDs and to develop a common understanding of the associated risk factors.

Whilst no agreed classification exists there is a common consensus that symptoms of WRULDs can present in the tendons, muscles, joints, blood vessels and/or the nerves and may include pain, discomfort, numbness, and tingling sensations in the affected area. WRULDs can be specific and non-specific conditions (Aptel, Aublet-Cuvelier and Cnockaert 2002) and attempts at classification tend to focus either on the affected body area or on the cause. Examples of WRULDs by body part include the following:

- Elbow: Epicondylitis (tennis or golfer's elbow);
- Hand, wrist and forearm: Carpal tunnel syndrome; repetitive strain injury (RSI), de Quervain's syndrome;
- Shoulder: Tendinitis of the shoulder;
- Neck: Neck pain.

Classification by occupational causes refers to actions such as vibration of the hand and arm, which can result in Raynaud's syndrome, for example. The breadth of the category of WRULDs means that almost all symptoms and impacts on work associated with MSDs are associated with WRULDs. Specific symptoms and impacts of MSDs are therefore discussed in more detail below with reference to back pain, RA and SpA conditions.

### 3.2.3 Rheumatoid arthritis

RA is an example of a specific MSD. It is a form of inflammatory arthritis with a prevalence of between 0.3 per cent and one per cent in most industrialised countries (WHO Scientific Group, 2003). Data on the prevalence of rheumatoid arthritis derive largely from studies performed in the USA and Europe. According to the experts who shared their knowledge with us, the prevalence of RA in Croatia is estimated to vary between 1.5 and 2 per cent. The Croatian Disability Registry estimates that in September 2008 RA was the cause of disability for 3,009 people, 77 per cent women and 23 per cent men.<sup>9</sup>

RA affects people of any age, although peak incidence is in the mid age range of the working age population, between the ages of 25 and 55 years. Epidemiological studies have shown that RA shortens life expectancy by around 6-10 years.

The exact cause of RA is unknown. Evidence suggests that it is an immune reaction, presenting as an inflammation affecting joints and other tissues. Risk factors include gender, family history of RA and specific leukocyte antigen (HLA) (WHO Scientific Group, 2003). Whilst at an individual level the clinical course of RA is extremely variable, its features include pain, stiffness in the joints and tiredness, particularly in the morning or after periods of inactivity, weight loss and fever or flu-like symptoms. It affects the synovial joints, producing pain and eventual deformity and disability. The disease can progress very rapidly, causing swelling and damaging cartilage and bone around the joints. It can affect any joint in the body, but it is often the hands, feet and wrists that are affected. RA can also affect the heart, eyes, lungs, blood and skin.

The course of RA varies, meaning that it can go from a mild and even self-limiting form of the disease, to being severe and destructive within a short time (Young et al., 2000). RA is usually chronic (persistent) and people with the condition often have 'flares' of intense pain frequently associated with fatigue, although the reason for these is not known. In effect, 'flares' mean that one day someone will be able to perform their duties and the next they cannot. This can be difficult for colleagues and managers to comprehend, and can make planning workloads challenging. Managing these 'flares' in employment requires close communication and understanding between employees and employers.

The effects of the disease can therefore make it difficult to complete every day tasks, often forcing many people to give up work. Work capacity is affected in most individuals within five

---

<sup>9</sup> These data were provided by a local partner

years from initial diagnosis (WHO Scientific Group, 2003). One review of work productivity loss due to RA estimated that work loss was experienced by 36-85 per cent of people with RA in the previous year, for an average (median) of 39 days (Burton, Morrison, Maclean and Ruderman, 2006). Young et al. (2002) reported that 22 per cent of those diagnosed with RA stopped work at five years because of their RA. However, in some cases the condition itself is not the main or only cause of having to leave work. Indeed Young et al. (2002) found a further group of respondents who stopped work due to a combination of RA and other personal factors, giving an estimate of 40 per cent of those with RA withdrawing from the workforce because of their condition.

### 3.2.4 Spondyloarthropathies

Spondyloarthropathies (SpA) represent a family of chronic inflammatory conditions which include:

- Ankylosing spondylitis (AS);
- Reactive arthritis (ReA)/ Reiter syndrome (RS);
- Psoriatic arthritis (PsA);
- Spondyloarthropathy associated with inflammatory bowel disease (IBD);
- Undifferentiated spondyloarthropathy (USpA).

Recent research on the frequency of SpAs across the European population concludes that the prevalence has long been underestimated and SpAs may have a similar prevalence rate to RA (Akkoc, 2008). In Croatia, data from the Disability Registry show that in September 2008 there were 7,680 people whose cause of disability was SpA. A similar distribution across both sexes was found.<sup>10</sup>

**Ankylosing spondylitis (AS)** is a specific progressive and chronic rheumatic disorder that mainly affects the spine, but can also affect other joints, tendons and ligaments. Its prevalence in the general population is most commonly reported to be 0.1 to 0.2 per cent, with a 3:1 to 2:1 male: female ratio (Dagfinrud, Mengshoel, Hagen, Loge and Kvien, 2004). In Croatia, prevalence of AS based on data coming from the Croatian Institute for Health Insurance has been estimated to be between 0.6 and 0.8 per cent.<sup>11</sup> First diagnosis is often made when people are in their teens and early twenties (the mean age of onset is 26). Research suggests that there is a strong genetic component to the cause of AS. Although anyone can get AS, it affects men, women and children in slightly different ways (Dagfinrud et al., 2004). In men, the pelvis and spine are more commonly affected, as well as the chest wall, hips, shoulders and feet.

<sup>10</sup> These data were provided by a local partner

<sup>11</sup> These data were shared by one of the experts we interviewed

Women are supposed to have a later age of onset, milder disease course, longer asymptomatic periods but more extraspinal involvement. Accurate diagnosis can often be delayed since the early symptoms are frequently mistaken for sports injuries; Sieper, Braun, Rudwaleit, Boonen and Zink (2002) suggest an average of seven years between disease onset and diagnosis. Typical AS symptoms include pain (particularly in the early morning); weight loss, particularly in the early stages; fatigue; fever and night sweats and improvement after exercise. Again, as with RA, the temporal aspects of the disease require good management to ensure that individuals can perform their job but do not make work impossible. Approximately half are severely affected whilst others report very few symptoms. AS is generally considered to be a disease in which many individuals can maintain relatively good functional capacity (Chorus, Boonen, Miedema and van der Linden, 2002), yet reported unemployment rates are three times higher among people with AS than in the general population (Boonen et al., 2001).

Recent research has provided evidence that physical health related quality of life of people with RA (Chorus, Miedema, Boonen and van der Linden, 2003) and AS (Gordeev et al., 2009) was positively influenced by work. Chorus et al.'s conclusion was that work *'might be an important factor in positively influencing patients' perception of their physical performance'*. This finding concurs with Waddell and Burton (2006a) that, overall, good quality work has health and recuperative benefits for workers. The extent to which the work-place can have a positive or negative effect on development of MSDs is discussed below.

**Psoriatic arthritis (PsA)** is a form of joint inflammation affecting between 0.2 and 1 per cent of the general population (Wallenius et al., 2008) and between 10 and 20 per cent of individuals with psoriasis. When joints are inflamed they become tender, swollen and painful on movement. The joints are typically stiff after resting, early in the morning or while resting in the evening. Tissues such as ligaments and tendons around the joints may also be involved. Inflammation of tendons or muscles (such as tennis elbow and pain around the heel) is also a feature in those with psoriatic arthropathy. In approximately 80 per cent of cases the arthritis develops after the appearance of psoriasis. Men and women are considered to be equally affected, and comparative studies have showed that patients with PsA have a burden of illness which is comparable to that of patients with RA or AS (Wallenius et al., 2008).

There are several features that distinguish PsA from other forms of arthritis: one pattern of inflammation is usually in the end of finger joints. Another pattern is involvement of the joints of the spine and sacroiliac joints which is called spondylitis (similar to AS). Neck pain and stiffness can occur or an entire toe or finger can become swollen or inflamed (dactylitis). There can also

be a tendency for joints to stiffen up and sometimes to fuse together. Importantly the absence of rheumatoid factor in the blood helps distinguish psoriatic arthritis from rheumatoid arthritis. It is usual for the condition to develop in the teenage years. In women there may be an increased incidence following pregnancy or the menopause. As PsA affects both the skin and the joints, this has a negative impact on the quality of life of people with PsA due to emotional problems, in fact, they may experience more pain and role limitations than patients with RA (Husted, Gladman, Farewell and Cook, 2001). A higher level of mortality compared to the general population has also been reported among people with PsA (Wallenius et al., 2008).

**3.3** The risk factors for MSDs are wide ranging. Whilst there is broad consensus among experts that work is a risk factor for MSDs, non-work activities such as sport and housework can contribute to musculoskeletal strain (Jelčić et al., 1993). Some studies, for example, have noted that a higher prevalence of musculoskeletal pain among working women may be linked to the fact that women are responsible for doing the majority of housework (Punnett and Wegman, 2004). Intrinsic risk factors also have a part to play in the onset and deterioration of MSDs. Some intrinsic factors can be altered, others, such as genetic predisposition, cannot. Table 2 summarises the intrinsic risk factors for non-specific MSDs.

**Table 2: Summary of intrinsic risk factors for non-specific MSDs**

Intrinsic factors
<ul style="list-style-type: none"> <li>• Obesity, height</li> <li>• Spinal abnormalities</li> <li>• Genetic predisposition</li> <li>• Pregnancy</li> <li>• Psycho-social stress: self-perception</li> <li>• Health beliefs: locus of control, self-efficacy, perception of disability and expectation</li> <li>• Family stress</li> <li>• Psychological stress: somatisation, anxiety and depression</li> <li>• Ageing</li> </ul>

*Source Adapted from WHO Scientific Group (2003)*

In terms of evidence and risk factors for the impact of work on MSDs a distinction needs to be made between 'work-related' disorders and 'occupational' disorders (Punnett and Wegman 2004). Certain MSDs are recognised as occupational diseases by some European governments, such as wrist tenosynovitis, epicondylitis of the elbow, Raynaud's syndrome or vibration white finger and carpal tunnel syndrome (Eurostat, 2004). As such, the fact that work can cause and contribute to these conditions is widely recognised and the use of assessments of work-place risk to reduce the incidence of these conditions is well established.

It is clear that work is not the cause of rheumatic diseases such as RA and SpAs, though there is evidence that physical work demands, lack of support, self-stigma and lack of flexibility over working time can each make job retention or return to work more difficult (der Temple and van der Linden, 2001; Gignac et al., 2004).

The evidence linking other non-occupational MSDs and work is not conclusive and attributing cause and effect between specific aspects of work and particular parts of the body is difficult. However, many of the established risk factors that may contribute to the development of non-specific MSDs can be encountered at work; even if work does not cause a condition it may have an impact on it. Moreover, if we consider risk factors beyond the physical, then the impact of the work-place on MSDs is likely to be much greater.

The most frequently cited risk factors for MSDs encountered in the work-place include the following:

- Rapid work pace and repetitive motion patterns;
- Heavy lifting and forceful manual exertions;
- Non-neutral body postures (dynamic or static), frequent bending and twisting;
- Mechanical pressure concentrations;
- Segmental or whole body vibrations;
- Local or whole-body exposure to cold;
- Insufficient recovery time (Punnett and Wegman, 2004).

MSDs affect employees in all kinds of industries and occupations, although some are more high risk than others, and certain occupations are associated with strain on specific parts of the musculoskeletal system.

Many jobs involve activities that can constitute a risk factor for MSDs. According to the European Working Conditions Survey, 17 per cent of European workers report being exposed

to vibrations from hand tools or machinery for at least half of their working time, 33 per cent are exposed to painful or tiring positions for the same period, 23 per cent to carrying or moving heavy loads, 46 per cent to repeated hand or arm movements and 31 per cent work with a computer (Parent-Thirion et al., 2005). In Croatia, as shown in Figure 1 above, occupational diseases caused by vibrations constitute nearly a third of all occupational diseases according to official figures.

Much of the attention that employers pay to the issue of MSDs and the impact of the workplace on their onset or deterioration is driven by a concern to avoid or limit litigation and ensure that they are fulfilling their duty of care, by performing workstation assessments and giving guidance on manual handling, for example. However, this neglects a wider issue that other work associated factors can also contribute to MSDs. These aspects are often missed out in the literature and advice on dealing with health and safety. Even where 'stress' is mentioned, the connection between psycho-social factors and physical conditions is omitted, reinforcing the primary focus on safety.

Generally there is an increased risk of injury when any of the physical risk factors mentioned above are combined, or adverse psycho-social factors, personal or occupational are present (Devereux, Rydstedt, Kelly, Weston and Buckle, 2004). Psychological and organisational factors can also combine with physical factors to influence the probability of an individual leaving work prematurely. Research on low back pain shows that an employee's belief that work itself produces pain precedes sickness behaviour and is a risk factor for chronic work disability (Werner, Lærum, Wormgoor, Lindh and Indhal, 2007). Sokka and Pincus (2001) reviewed 15 studies and showed that physically demanding work, a lack of autonomy, higher levels of pain, lower functional status and lower educational levels were predictors of someone with RA leaving work early. The evidence from Sokka and Pincus highlights that it is not only the physical elements of work that can influence someone's functional work capacity and likelihood of staying in the labour market. We must also consider the psycho-social and organisational factors of work.

Psycho-social and organisational factors associated with MSDs include:

- Rapid work pace or intensified workload;
- Perceived monotonous work;
- Low job satisfaction;
- Low decision latitude/ low job control;
- Low social support;
- Job stress.

Job stress is a broad term and can result from a variety of sources such as high job demands, or a mismatch between skills and job requirements. In addition stress can result from abuse or violence at work, as well as discrimination.

Again, it is important to recognise the connection between the psychological and the physical. While job stress, including violence and discrimination at work, might lead to lost productivity due to stress or common mental health problems, it may also lead to MSDs caused by tension or strain. An increased probability of experiencing a high level of pain has also been associated with low social support, low social anchorage or low social participation (Katz, 2002). 'Good work' and the provision of high quality jobs is therefore crucial (Coats and Max, 2005, Coats and Lehki, 2008).

---

### 3.4 The wider economic and social impact of MSDs

The effect that MSDs can have on an individuals' ability to work and the time they may require to be absent from work means that MSDs have significant associated costs to the individual, their family, the employer and the wider economy. Calculating the exact costs is not straightforward (Lundkvist, Kastäng and Kobelt, 2008). Several factors need to be considered and obtaining accurate, reliable and consistent figures is almost impossible. However, existing figures on the economic impact of specific MSDs based on conservative approximations show that MSDs are a significant economic burden to Croatia.

To calculate the cost of MSDs (or any illness) the following factors must be estimated:

- **Direct costs** including medical expenditure, such as the cost of prevention, detection, treatment, rehabilitation, long-term care and ongoing medical and private expenditure. They are often further separated into medical costs occurring in the health care sector and non-medical costs occurring in other sectors (Lundkvist et al., 2008).
- **Indirect costs** including lost work output attributable to a reduced capacity for activity, such as lost productivity, lost earnings, lost opportunities for family members, lost earnings of family members and lost tax revenue.
- **Intangible costs** including psycho-social burden resulting in reduced quality of life, such as job stress, economic stress, family stress and suffering (WHO Scientific Group, 2003).

These costs vary considerably depending on the condition, on the severity of the symptoms, and whether these cause short or long term absence or disability. Moreover, they vary

depending on the particular methods used to calculate the costs. Some factors which affect the calculations include the following:

- Severity of patient's conditions;
- Mix of patient demographics in a study;
- Calculation method for productivity;
- Definitions of work disability;
- The treatment costs or outcomes due to treatments (the year costs were calculated is also a factor not least because treatment processes can change);
- Change in health care financing systems;
- Incidence or prevalence based estimates of costs.

Intangible costs are rarely included in cost calculations as it is almost impossible to properly express the intangible costs in monetary terms (Sieper et al., 2002). However, the evaluation of intangible costs gives useful information regarding the price paid by people with MSDs in terms of quality of life (QoL), and QoL measures should be used as further indicators to measure the effectiveness of interventions (Leardini, Salaffi, Montanelli, Gerzeli and Canesi, 2002).

Presently two measures widely used are:

1. **Disability adjusted life years (DALYs)**. This is a measure of the overall disease burden which attempts to tally the complete burden that a particular disease exacts. Key elements include the age at which disease or disability occurs, how long its effects linger, and its impact on quality of life. One DALY, therefore, is equal to one year of healthy life lost. For example, among men and women, MSDs accounted for 2.3 and 4.5 per cent respectively of all DALYs lost in Croatia (WHO Europe, 2005). Lundkvist et al. (2008) estimate that RA accounts for 0.83 and 0.84 of all DALYs lost in Western and Eastern Europe respectively.
2. **Quality adjusted life years (QALYs)**. The QALY is also a measure of disease burden, including both the quality and the quantity of life lived. It is used in assessing the value for money of medical interventions and is based on the number of years of life that would be added by these interventions. A QALY gives a measure of how many extra months or years of life of a reasonable quality a person might gain as a result of treatment and helps in the assessment of the cost-utility of this treatment.

Both measures are the subject of debate, but have become accepted as helpful in making comparative judgements across medical conditions and internationally.

### 3.4.1 Direct costs

As mentioned above, cost-of-illness estimates require input from a number of different factors, and great variation is found across different studies. For low back pain (LBP), the most significant direct costs are related to physical therapy, inpatient services, drugs, and primary care (Dagenais, Caro and Haldeman, 2008). Nachemson, Waddell and Norlund (2000) calculated that some 80 per cent of health care costs are generated by the 10 per cent of those with chronic back pain and disability. For RA, although direct health care costs have been relatively small in the past (Lundkvist et al., 2008), a number of studies indicate that direct costs increase as functional capacity decreases – making functional capacity a major cost driver (Huscher, Merkesdal, Thiele, Schneider and Zink, 2006; Kobelt, 2007; Leardini et al., 2002).

Direct costs, compared to indirect costs, usually represent a minority of the total costs (Dagenais et al., 2008; Kavanaugh, 2005; Kobelt, 2007; Lundkvist et al., 2008). However, for RA, large cross-country variations of estimates of direct costs are found in the literature due to the different uptake of particular treatments in different countries (Lundkvist et al., 2008).

Table 3 on the next page shows some of the specific direct costs associated with musculoskeletal conditions (MSCs) in general, and RA and low back pain in particular, as found in the literature (Woolf, 2004 as cited in *The Bone and Joint Decade*, 2005; Kavanaugh, 2005; Dagenais et al., 2008).

Calculations of the costs of treatment tend to evaluate the clinical costs and benefits of treatments. The wider impact of people with MSDs remaining in work or returning to work early extends to the biopsychosocial and economic effects to the individual of being in work and to the reduced costs to the Croatian Institute of Health Insurance and other government departments. Taking a wider joined-up approach to an analysis of costs of treatments for illness in general and MSDs in particular may provide a different and perhaps more realistic assessment of the costs and benefits of treatments.

### 3.4.2 Indirect costs

There are two main types of indirect cost most commonly measured in association with ill health in employees. These are absence from work and what is termed 'presenteeism', or loss of productivity in an employee while they are at work with an illness or incapacity. Presenteeism is extremely difficult to measure and there are no Croatian data on presenteeism costs. As a result, most estimates of indirect costs are based on absence data. However, it is worth noting some of the limitations of data collected on absence from work. The recording of sickness absence is rarely accurate. Different organisations have different ways of recording absence: in

**Table 3: Direct costs associated with MSDs, RA, and low back pain**

	<b>MSDs</b>	<b>RA</b>	<b>Low back pain</b>
<b>Health care costs</b>	Physician visits	Physician visits Other health professional visits	Physician visits Chiropractic visits
	Outpatient surgery	Outpatient surgery	Outpatient surgery
	Emergency room	Emergency room	Emergency room
	Rehabilitation service utilisation (physiotherapist, occupational therapist, social worker)		Physical therapy and rehabilitation service utilisation Complimentary and alternative medicine
	Medications	Medications (including administration costs)	Medications
	Diagnostic/therapeutic procedures and tests	Imaging Laboratory monitoring Toxicity (diagnosis, treatment)	Imaging
	Devices and aids	Medical assist devices	
	Acute hospital facilities (with and without surgery) Non acute hospital facilities	Hospitalisations (related to RA or its treatment): orthopaedic surgery, extended care / rehabilitation facilities	
<b>Personal costs</b>	Transportation		
	Patient time		
	Carer time		
<b>Other disease related costs</b>	Home health care services		Mental health services
	Environmental adaptations		
	Medical equipment		
	Non-medical practitioner, alternative therapy		

Source: Woolf, 2004 as cited in *The Bone and Joint Decade 2005*; Kavanaugh, 2005; Dagenais et al., 2008

some cases employees complete records themselves, in other cases managers must record the absence for them. Employer surveys require HR professionals to complete the survey about their organisation from their records, though we found no Croatian examples. Self-report surveys ask individual employees to complete the survey with respect to a particular

reference time, for example, the previous two to four weeks (for example, the Quarterly National Household Survey). Each method has limitations, for example with the self-reported surveys, employees might report sickness on days when they were not due to work anyway. With employer surveys the responses are limited by the quality of the absence records employers keep (for example, employees do not always record absence accurately or categories for recording causes are not adequate). Employer surveys are also subject to response biases where only organisations with good methods to measure absence are likely to be able to respond quickly to the survey request. In all cases records and reports are subject to biases. Managers, for instance, tend to underreport their own absence. In Croatia, sickness absence rates are higher than in the EU and represent a challenge (Lalić, 2008). An overview on Croatian public spending by the International Monetary Fund<sup>12</sup> points out that in 2006 sick leave constituted nearly half of all health spending for compensation. Most of the other half was made up of regular and additional maternity leave.

Not only are indirect costs associated with sickness absence and presenteeism, but indirect costs are also associated with early retirement among people with MSDs (Dagenais et al., 2008; Alavinia and Burdorf, 2008). In the literature, high variation is found about early retirement rates depending on the country, the year of the study and the sample included. However, in most studies it varies between 30 and 50 per cent (Lundkvist et al., 2008).

However, these figures still underestimate the true cost of conditions such as MSDs. Most people with MSDs do not become disabled. In fact, whilst there is a relatively high background prevalence of MSDs, most people (even those with diagnosed conditions) continue to work (Waddell and Burton, 2006a). However, there are still potentially significant costs associated with lost productivity where people remain at work but in pain or distress while awaiting intervention or work-place adjustments. As discussed in the previous section, the indirect costs of ill health extend beyond lost productivity of the individual, often impacting on the labour participation of family members (Pugner, Scott, Holmes and Hieke, 2000). A further extension from work-related indirect costs, are additional costs associated with hiring household help (Kavanaugh, 2005) and provision of informal care. Although informal care is difficult to identify, quantify and value (what is considered 'informal care' by some people may be considered 'normal' by others), Lundkvist et al. (2008), estimated that for RA the annual cost of informal care in Europe was equal to 2,562 euros per patient. This figure varies greatly according to the services provided by the health care or social systems and the characteristics of the labour market in each country.

---

<sup>12</sup> [http://www.zdravi-gradovi.com.hr/include/pdf/dokumenti/motovun57\\_3.pdf](http://www.zdravi-gradovi.com.hr/include/pdf/dokumenti/motovun57_3.pdf)

### 3.4.3 Total costs

Calculating the costs for specific MSDs is fraught with the same difficulties as for MSDs as a whole. The majority of studies estimating the economic burden of RA have provided cost estimates specific to the US population and health care system (Cooper, 2000). The cost of AS to society is less well established (Chorus et al., 2002). No research on costs of MSDs was found in Croatia compared to other countries. However, what we know is that people with rheumatic diseases in Croatia are commonly treated in special hospitals for medical rehabilitation where they stay for an average of 17 days.<sup>13</sup> This of course puts a lot of pressure on the already financially troubled Croatian healthcare system (Voncina, Kehler, Evetovits and Bagat, 2009).

Lundkvist et al. (2008) estimated that the total national cost of treating RA patients was 41,846 million euros per year in Western Europe and 3,417 million euros per year in Eastern Europe. These included medical costs, drug costs, non-medical costs, the costs of informal care and other indirect costs, but do not differentiate between those of working age and those above retirement age.

The limitations of data collection outlined above highlight some of the difficulties encountered in trying to cost the impact of MSDs for employers and society.

---

### 3.5 Summary

In this section we have considered the impact that MSDs have on a person's ability to work, both physically, as a result of the condition itself, and from the associated effects, such as loss of concentration from pain. We have also discussed the impact that the work-place can have on MSDs, both at onset and during the development of the conditions. Whilst there are many intrinsic risk factors for MSDs it is clear that the work-place has the potential to expose employees to other risk factors, both physical and psycho-social. Some of the well-established work-place risk factors such as vibrations and workstation ergonomics are already recognised by many employers and assessed in order to minimise their impact. However, the impact of other work-place risk factors, such as job quality, are not as widely understood.

We have also highlighted that it is important to distinguish between risk factors for the onset of MSDs and risk factors for chronic illness and disability. Whilst the physical conditions of work may cause or aggravate musculoskeletal symptoms, the impact or outcome on individuals (absence from work and disability) is strongly associated with psycho-social factors (Waddell and Burton, 2006b).

---

<sup>13</sup> Expert interview

Finally, we have looked at the economic and social impact of MSDs and have discussed the direct, indirect and total costs of MSDs. Unfortunately, total costs estimates as found in the literature do not take into account the enormous intangible costs born by people with MSDs. This is due to the difficulty of expressing intangible costs in monetary terms. However, data for RA in particular, point out how direct and indirect costs increase with the progression of the disease. As a consequence, the development of strategies and interventions to stop this progression and ensure that those with MSDs are enabled to enjoy full and productive working lives appears necessary.

The next section will discuss the most common and appropriate interventions within and outside the work-place for each condition.

## 4. Interventions

---

The impact of MSDs, as we have seen, can be significant to the people living with them, to employers and to society as a whole. Their impact on the workforce has recently started to receive greater recognition. Whilst it is widely acknowledged that early intervention is an essential part of addressing the onset of MSDs and absence caused by these conditions, there is still some way to go before people with MSDs are given the best support possible to remain in work or return to work. Long waiting times for care, certain employer's lack of capacity to deal with sickness, geographical differences in the provision of healthcare services, lack of employee awareness about conditions and their management, and mixed messages on the effectiveness of various methods of work-place interventions or return to work programmes are all barriers to making good and healthy work a reality for those with MSDs.

This section looks at the kinds of interventions which are most likely to help workers with MSDs to stay in work, to return to work, to remain productive, to derive health benefits from work and to continue to make a contribution to society. In addition, Appendix 2 provides a wide number of indicators that may help to identify both enablers and barriers to early intervention in Croatia, and to compare Croatia to countries with similar or different labour market, welfare and healthcare systems.

---

**4.1** Ensuring that workers who have MSDs get access to the appropriate treatment and support as quickly as possible must be a top priority for employers and health care professionals.

**The case for early intervention** Epidemiological studies of employees whose absence is caused by low back pain have shown that the longer the sick leave, the more difficult it is to get the employee to return to work and the higher the economic cost (Frank et al., 1998; Meijer, Sluiter, Heyma, Sadiraj and Frings-Dresen, 2006). Sick leave has also been shown to have a negative psychological impact on employees (Meijer, Sluiter and Frings-Dresen, 2005). Early intervention is therefore crucial to individual recovery and self-management, and may contribute to reducing the number of working days lost and reduced productivity caused by MSDs (although the evidence on the cost-effectiveness of specific return to work programmes is inconclusive). As part of this project, we searched Croatian studies published in English to find examples of early intervention in Croatia; in addition, we asked the experts we interviewed if they had any information of this kind they could share with us. Unfortunately, we did not find any. However, in the attempt to show the beneficial effects of early intervention for people with MSDs, below we report a study carried out by a group of Spanish clinical rheumatologists and researchers (Leon, Jover, Candelas, Lajas, Vellido, Blanco et al., 2009).

**Case study***Objective*

To evaluate whether an early cognitive-behavioral treatment complementary to a rheumatologic care program, for patients with recent-onset temporary work disability caused by musculoskeletal disorders (MSDs) is effective.

*Methods*

Patients with an MSD-related temporary work disability episode from 3-8 weeks' duration who were in a rheumatologic care program were randomized into a control group (rheumatologic care program) or an intervention group (rheumatologic care program plus cognitive-behavioral treatment). Enrollment lasted 24 months and follow up lasted 6-24 months. Efficacy variables included duration of temporary work disability episodes, total number of work days saved, relative efficacy, and relative rate to return to work. An economic evaluation was also performed.

*Results*

181 patients were included (66 control and 115 intervention patients), generating 222 episodes of MSD-related temporary work disability. Episodes tended to be shorter in the intervention group than in the control group (mean 98 versus 127 days;  $P = 0.053$ ), with a relative efficacy of 22.9 per cent. There were no differences in duration of the first episode between groups (mean 105 versus 110 days;  $P = 0.79$ ), but relapse episodes were significantly shorter in the intervention group (mean 63 days versus 197 days;  $P = 0.0002$ ). Costs were also lower in the intervention group. To save one day of temporary work disability, \$13.50 had to be invested in the program. Each dollar invested generated a benefit of \$4.08. The program had a net benefit of \$172,607.

*Conclusion*

Early cognitive-behavioral treatment complementary to a rheumatologic care program is cost-effective, adds >20 per cent efficacy to the rheumatologic care program, and reduces the duration of relapses.

It is also in an employer's best interests to act early if they are to minimise the costs to the health of employees and to their business through absence. Based on a review of the available evidence Breen et al. (2005) recommend that employees and employers should discuss and adjust work within the first week. If employees have concerns about their condition they should consult a health care professional and, following referral or diagnosis, advice and planned action, a review should be conducted within four weeks.

Job retention and return to work programmes are contingent on patients receiving appropriate medical care as quickly as possible. Yet the length of time that it takes to be seen by a medical professional is a complaint that is heard frequently from individuals in Croatia.<sup>14</sup> According to one of the experts we interviewed, it takes not less than three months to be seen by a rheumatologist for the first time, and not less than six months for a control visit. Furthermore, the same expert pointed out that there is a lack of rheumatologists in Croatia (less than 30 in the whole country) and on the other hand, one of the highest number of rehabilitation specialists in Europe (104 in total). The Second European Quality of Life Survey (European Foundation for the Improvement of Living and Working Conditions, 2009) found that Croatians rate the quality of and access to their health care system five out of ten, ranking Croatia in the bottom third in Europe. By the same token, Sućur and Zrinscak (2007) found that a higher proportion of Croatians with the lowest income reported poor health (27.8 per cent) than their counterparts in the EU15 (9.2 per cent) or new member states (18.6 per cent). In Croatia, 26 per cent of respondents with the lowest income perceived the distance to the nearest medical facility as a very serious problem, compared with 5.4 per cent in the EU15 and 9.4 per cent in the new member states. Rural-urban proportion ratio of those who reported poor health was about 80 per cent higher in Croatia than in both EU country groups. Rural-urban proportion ratio of those who reported the cost of seeing the doctor as a very serious problem was almost 2-fold higher than in the two EU country groups.

Although in 2006, the Croatian government adopted the National Health Development Strategy 2006–2011 with the aim of tackling health system accessibility, fairness and equity, health system efficiency, safety of patients and health workers and improving service quality, the data above shows that there are still a lot of challenges to face in the years to come. However, there are plenty of opportunities out there too. Well developed primary care in particular, can help in guaranteeing that GPs play a vital role in ensuring that patients with MSDs are able to manage their conditions, and are pivotal in either obstructing or facilitating an individual's return to work.

---

**4.2**  
**The social**  
**security**  
**regime**

It is clear that, in most EU member states, interventions made by the social security system can make a significant difference to citizens of working age with long-term, chronic or work-disabling conditions. Social insurance is administered separately from non-contributory schemes in Croatia, and responsibility tends to be divided among institutions along functional lines, although some schemes have more than one responsible organisation. The 'Mandatory Pension Insurance Based on Generational Solidarity', ie the general pension scheme, is managed by the Croatian Pension Insurance Institute (CPII). It distributes an amount that is equal to 12.5 per cent of GDP to over 1.1 million beneficiaries. Only 57 per cent of this amount is raised from

---

<sup>14</sup> [http://www.euro.who.int/document/e88202\\_croatia.pdf](http://www.euro.who.int/document/e88202_croatia.pdf)

contributions. The government contributes another 15 per cent for the benefit of persons who receive pensions under separate, favourable conditions. The rest, a sizeable deficit, is also covered by government from general taxation. The scheme deals only with contributory benefits. Nevertheless, the CPII participates in the administration of another scheme, the child benefit scheme, which is non-contributory. This latter scheme, the expenditures of which equal 0.8 per cent of GDP, is financed by the Ministry of Family, Defenders, and Inter-Generational Solidarity.

Besides Bulgaria, Croatia is the other country in the region that has introduced a second-tier individual savings scheme. This new scheme has not yet started to pay benefits. It received and managed revenues slightly above 1.4 per cent of GDP, mainly from contributions of protected persons diverted from the first, public tier of the pension system and partly, from investment returns. The basic health insurance scheme, administered by the Croatian Institute for Health Insurance (CIHI), is responsible for benefits accounting for 7.2 per cent of GDP. The scheme covers 96 per cent of the population. In 2002, collection of contributions was shifted to the tax office but contributions remained separate from general government revenues. 59 per cent of such non-contributory social security expenditures are means-tested. This is the highest rate in the Balkan region. However, this applies only to social security administered by the central government (ILO, 2005).

---

**4.3 Condition-specific interventions** For those with specific musculoskeletal conditions, speedy referral to the appropriate specialist for investigation and treatment is usually vital. Those with MSDs can experience numerous problems associated with long term care, including long waits, failure to undertake a multidisciplinary approach, poor advice on pain management, and a lack of clear integrated pathways. Notwithstanding this, there are a number of condition-specific interventions which have been shown to be effective in improving job retention and return to work.

#### 4.3.1 Non-specific MSDs

The primary focus of this report has been to examine the interventions and other factors which affect job retention, labour market participation and job quality among those with MSDs. As we have seen, there is evidence that physical impairment can represent a barrier to each of these aspects, but that many people – even those with serious and chronic incapacity – can and do lead full and fulfilling working lives. Since back pain and the majority of work-related upper limb disorders are not diseases to be cured and there is very limited evidence that prevention is possible, it has been argued that the focus of treatment should be on returning to the highest or desired level of activity and participation, and the prevention of chronic complaints and

recurrences (Burton, 2005; Bekkering et al., 2003) rather than eradicating the cause of the problem or returning to normal function.

Whilst treatment to ease or relieve the symptoms of non-specific MSDs will always be a priority, medical intervention is not necessarily the only, or the best route to recovery or helping those with non-specific MSDs to manage their condition. In fact, for non-specific conditions, an individual's recovery and chances of returning to work can be adversely affected by 'over-medicalising' their condition. The limitations imposed by sick notes, statutory sick leave and formalised return to work programmes may serve to reinforce the 'illness' of the patient and can tie employers hands. Based on evidence that psycho-social factors are a determinant of chronicity and disability in those with back pain, there is a strong argument for re-conceptualising this condition and its treatment, which has important lessons for other types of non-specific musculoskeletal pain (Burton, 2005).

Waddell and Burton (2006b) summarise the challenge neatly in their work on vocational rehabilitation. They point out that, whilst many non-specific MSDs do not have clearly defined clinical features and have a high prevalence among the working age population, most episodes resolve themselves and most people with these conditions remain at work or return to work very quickly. In their view, a focus on incapacity alone can be unhelpful:

*'..the question is not what makes some people develop long-term incapacity, but **why do some people with common health problems not recover as expected?** It is now widely accepted that biopsychosocial factors contribute to the development and maintenance of chronic pain and disability. Crucially, they may also act as obstacles to recovery and return to work. The logic of rehabilitation then shifts from dealing with residual impairment to **addressing the biopsychosocial obstacles that delay or prevent expected recovery.**' (Waddell and Burton, 2006b, p.7) [bold in original text]*

The biopsychosocial model is an explanatory framework that recognises the importance of psychological and social factors in determining how MSDs cope with their conditions. The following section provides a brief overview of the biopsychosocial model and outlines the implications that it has for the workforce.

### 4.3.2 Rheumatoid arthritis

The importance of effective and early treatment of rheumatoid arthritis in reducing joint damage and disability is now widely acknowledged (Pugner et al., 2000). Since there is currently no

'cure' for RA, the focus of treatment is on controlling signs and symptoms, enabling the patient to manage their condition and improving quality of life. Medical treatments for RA are directed at suppressing one or other part of the joint damaging processes, the effectiveness of which have improved in recent years. Since it is well documented that the functional capabilities of RA patients will decline over time, it is critical that patients should be treated as quickly as possible with disease-modifying anti-rheumatic drugs (DMARDs) to control symptoms and disease progression (Scottish Intercollegiate Guidelines Network (SIGN), 2000). One study found that there is a 73 per cent risk of erosive damage in patients who wait over a year between symptom onset and referral to rheumatology clinics (Irvine, 1999 in Luqmani et al., 2006). Clinical evidence is also growing which demonstrates that anti-TNF drug therapies can have a more powerful effect on RA than DMARDs, especially in improving job retention and work participation (Halpern, Cifaldi and Kvien, 2008).

However, medical interventions in the form of drug therapy to control inflammation and disease progression, and surgery to redress structural damage are only part of managing the care of RA patients. Other important elements include patient education and empowerment, practical self-management to help deal with symptoms and specialist support to help live with the disease and its consequences. The effective management of RA has to involve not only the clinical team (including GPs, consultant rheumatologists, physiotherapists, occupational therapists, chiropodists, podiatrists, pharmacists, primary care nurses and orthopaedic surgeons), but the participation of the patient and, ideally, their employers. Social workers also have their role to play.

#### **4.3.3 Spondyloarthropathies**

Prompt referral to specialists for confirmation of diagnosis and the start of treatment is also essential for those with AS and other rheumatic conditions. Since (similarly to RA) there is no cure for AS, the aim of therapeutic intervention is to reduce inflammation, control pain and stiffness, alleviate systemic symptoms such as fatigue, and to slow or stop the long-term progression of the disease. The prescription of non-steroidal anti-inflammatory drugs (NSAIDs) or anti-TNF drugs coupled with regular physiotherapy forms the current basis for the treatment of AS.

As AS typically affects relatively young people, its potential to disrupt or even curtail an individual's labour market participation may be significant. As we have discussed, there are important clinical, social and economic benefits to keeping these patients in work as long and consistently as possible. Depending on the severity of their condition, AS patients can

benefit from work-place adjustments, flexible working arrangements, exercise regimes and physiotherapy (Boonen et al., 2001).

**4.4** The biopsychosocial model advocates that clinicians, occupational health professionals and others should assess the interplay between the **biological** (eg disease, joint damage), the **psychological** (eg disposition, anxiety) and the **social** (eg work demands, family support).

**The  
biopsychosocial  
model and work**

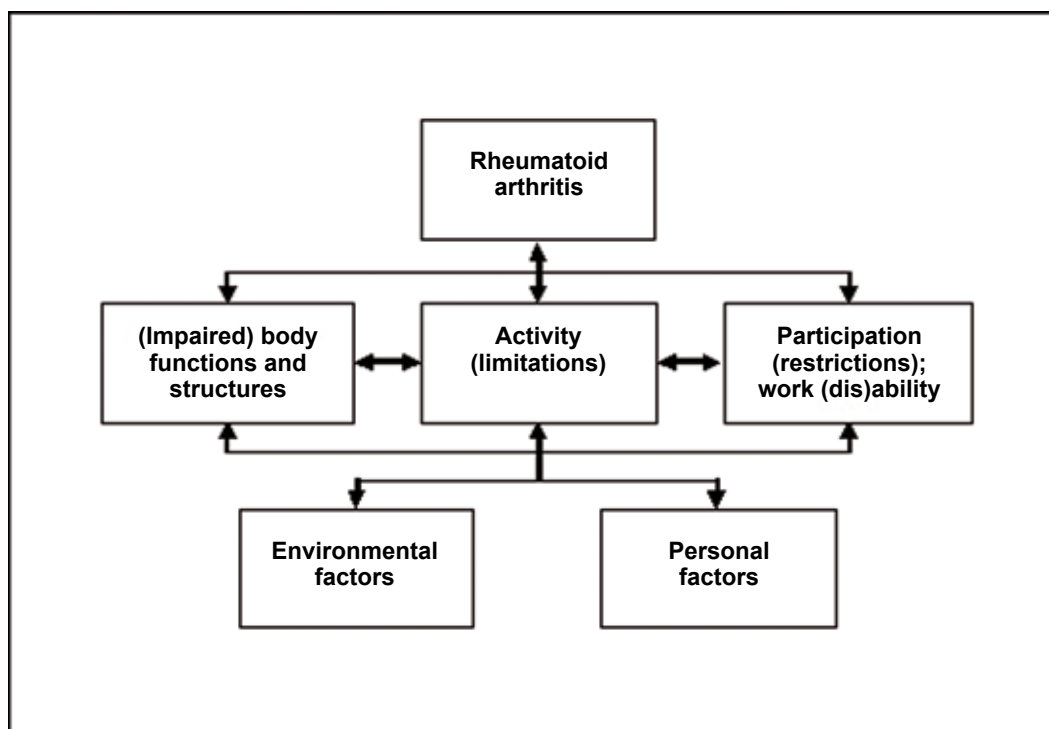
Clearly, the psychological disposition and behaviour of a patient can have a significant impact on the way a physical 'injury' (such as back pain) is approached by a patient. In some cases the patient risks entering a self-reinforcing cycle of incapacity, delayed recovery and even depression if their dominant response to pain is to 'catastrophise' it. Of course there may be many factors which affect an individual's disposition to 'catastrophise', including personality, previous medical history, levels of family support or job satisfaction (Sullivan and D'Eon, 1990). It is evident that the interaction of the biological, psychological and social dimensions can have a significant impact on the development, progression of, and rehabilitation from, a musculoskeletal condition.

Since it was first proposed in the late 1970s, a growing body of evidence has developed to support the biopsychosocial model. For example, research has demonstrated that job dissatisfaction can be an important predictor of speedy and successful return to work (Bigos, Battie and Spengler, 1992). On the issue of social support, studies have shown that limitations in functioning attributable to MSDs can stress family systems and lead to family conflicts if the patient is unable to perform normal family duties (Hamberg, Johansson, Lindgren and Westman, 1997; MacGregor, Brandes, Eikermann and Giammarco, 2004; Kemler and Furnée, 2002). On the other hand, an overly solicitous family (or, by extension, manager or colleague) may reinforce MSD patient passivity and encourage the patient to adopt a 'disabled' role (Kerns, Haythornthwaite, Southwick and Giller, 1990; Block, Kremer and Gaylor, 1980).

De Croon et al. (2004) looked at the research on work disability among people with RA and concluded that psycho-social factors were often a better predictor of work disability than standard bio-medical factors. In Figure 3 on the next page, the authors highlight how wider environmental and personal factors enhance the explanatory power of the *International Classification of Functioning, Disability and Health* (ICF) in the case of work disability and RA.

Some critics of the biopsychosocial model (McLaren, 2006) have focused on this last point, highlighting concerns that this approach may encourage or 'permit' helplessness in some patients or that, in other circumstances, it may alienate patients who feel that they are being told

**Figure 3: ICF model applied to work disability in RA**



Source: de Croon et al., 2004

that their condition is ‘all in the mind’. Clearly, care must be taken in the way that clinicians and others mitigate these risks, but the balance of the literature – and of the expert opinion offered during the course of our interviews – is strongly in support of the biopsychosocial model and its role in informing the management of MSDs in both clinical and occupational settings (Smyth, Stone, Hurewitz and Kaell, 1999; Carter, McNeil and Vowles, 2002; Zampolini, Bernardinello and Tesio, 2007). Indeed, it forms the basis of the World Health Organisation’s *International Classification of Functioning, Disability and Health* (ICF) which has been widely embraced as an authoritative guide for vocational rehabilitation (WHO Scientific Group, 2001).

An example of successful intervention to reduce sickness absence based on the biopsychosocial model is provided by Ektor-Andersen, Ingvarsson, Kullendorff and Ørbæk (2008). In their study Ektor-Andersen et al. developed a tool based on the cognitive behavioural theory (CBT) method of functional behaviour analysis according to which risk factors for long-term sick leave due to musculoskeletal symptoms were identified in four different domains: the community, the work-place, the family/spare time and the health care system. Care-seekers

were examined by each member of the interdisciplinary team and risk factors were identified and classified as stable or dynamic. Dynamic factors were the ones the care-seekers and the team agreed to intervene on. Some of these interventions involved CBT sessions and other focused more on physiotherapy which were then administered for a year. Results from the study showed that this type of intervention was effective in significantly reducing sick leave and social security expenditure only four months after the intervention started. Although the cost-benefit analysis presented by Ektor-Andersen et al. (2008) underestimates the total savings by only taking into account social security costs, the costs of this type of intervention are balanced out by the reduced costs in sickness allowance during the first year.

As Waddell and Burton (2006b) have argued, the goals of the biomedical model are to relieve symptoms, whereas the goals of clinical management informed by the biopsychosocial model – especially in occupational settings – should be to control symptoms and to restore function. This suggests that employers contribute to the ‘social’ part of the biopsychosocial model and that their actions can make a difference to the outcome for individuals with MSDs.

---

### **4.5 4.5.1 Awareness of conditions and their management**

#### **The role of employers**

Many employers remain unaware of the nature of MSDs, both in terms of the immediate impact on functional capacity at work and, where relevant, the manifestations and progression of the conditions. For example, employees with RA or SpA may be susceptible to periodic ‘flares’ of inflammation and severe pain followed by fatigue and possible depressed mood. Unless employers are aware that these symptoms are expected or ‘typical’, they can adopt an unhelpful or over-cautious approach to return to work.

Whilst the message about manual handling and work design may have got through to many employers, the fact that absence and even reduced work requirements can be counter-productive has yet to become common currency. Changing attitudes and raising awareness about the management of MSDs is an important part of reducing their burden to employers and society. However, it is not just employers that need to know more about MSDs and their treatment. One of the most persistent (and pernicious) myths about back pain, for example, is that bed rest is the best solution. Health promotion campaigns have been shown to be effective at getting the message across that experiencing pain does not necessarily mean that the condition has worsened or that being active is bad for you (Buchbinder, Jolley and Wyatt, 2001). This demonstrates that with sufficient commitment and investment from central government, campaigns of this scale can have an impact on public perceptions of common MSDs.

#### 4.5.2 Intervention and adjustment of work demands

Not only has evidence shown that work is good for you but returning to modified work can help recovery (Feuerstein et al., 2003; van Duijn and Burdorf, 2008). Among occupational health specialists, the use of vocational rehabilitation has long been an accepted mechanism for ensuring that individuals with illness, injury or incapacity can return to work (even to perform adjusted work) as soon and as sustainably as possible. There have been concerns that rehabilitation is not well-integrated into mainstream clinical practice and that return to work is not seen by a sufficient proportion of clinicians as a valued outcome for the patient (Frank and Chamberlain, 2006). It is also important to stress that vocational rehabilitation is not the preserve of professionals. In practice effective management is as, if not more important than formal rehabilitation.

Yet, employers, if they think about this at all, invariably consider the physical job demands which need to be met by an employee with an MSD. The biopsychosocial model requires that the mental demands of the work are also considered as part of the return to work process. There is a growing body of work which shows that adjusting a variety of work demands can support successful return to work among those with a range of MSDs (Schultz, Stowell, Feuerstein and Gatchel, 2007; de Croon et al., 2004; Feuerstein, Shaw, Nicholas and Huang, 2004; Chorus, Miedema, Wevers and van der Linden, 2001). The success with which both employee and employer can manage the process of re-adjustment during return to work can also depend on the beliefs that both parties have about the extent to which the work itself is (at least in part) caused by or related to the incapacity.

There are numerous types of work-based intervention for assisting those with MSDs, ranging from ergonomic adjustments to providing access to physiotherapy, modifying work programmes to cognitive behavioural therapy, or a combination of various strategies. Evidence on the success of these interventions at tackling non-specific MSDs is mixed (Meijer et al., 2005).<sup>15</sup> A systematic review of multidisciplinary treatments of patients with low back pain, for example, demonstrated that whilst the treatment improved function and decreased pain in individuals, it could not be demonstrated that this was linked to employees returning to work earlier than those who had not received it (Guzman et al., 2001). Whilst biomechanical or ergonomic factors may be related to the onset of back pain, evidence that interventions based on these principals will prevent re-occurrence or progression to chronicity is thin on the ground (Burton, 1997). In fact, it has proved virtually impossible to determine whether one treatment is significantly more effective than another (Ekberg, 1995). Even for specific conditions such as RA, the evidence for

---

<sup>15</sup> Findings from an evaluation of the effectiveness of return-to-work treatment programmes were inconsistent

the effectiveness of vocational rehabilitation is slim (Backman, 2004; de Buck, Schoones, Allaire and Vliet Vlieland, 2004).<sup>16</sup>

There is nonetheless broad agreement on the principles for managing non-specific MSDs, particularly back pain, that are outlined in Box 1 below. This includes advice and a number of relatively simple measures for employees and employers to follow on how to deal with back pain.

### **Box 1: Principles of managing non-specific MSDs**

- Early treatment should be sought for back pain.
- Most back pain is not due to a serious condition.
- Simple back pain should be treated with basic pain killers and mobilisation.
- It is important to keep active both to prevent and to treat back pain.
- Getting back to work quickly helps prevent chronic back pain.
- Adopt the correct posture while working.
- All work-place equipment should be adjustable.
- Take breaks from repetitive or prolonged tasks or postures.
- Avoid manual handling and use lifting equipment where possible.
- Clear information should be provided to employees about back care.
- Health and safety policies should be implemented to cover all aspects of day-to-day work and should be reviewed regularly.

This requires employers to think beyond their statutory duty to address health and safety risks, and to recognise that sickness absence management, effective return to work programmes and rehabilitation are, at bottom, principles for effective management (Waddell and Burton, 2006b). Much is dependent on raising awareness about how to manage the symptoms of MSDs amongst employees and their managers, and ensuring that the latter have the skills and confidence to support employees in work.

### **4.5.3 Line managers**

What is clear is that the role of line managers in early intervention is crucial, both in work retention and rehabilitation. Yet many line managers feel ill-equipped to manage long-term absence and incapacity. They may find aspects of mental ill-health or chronic incapacity awkward and embarrassing to talk about or confront, and are concerned about challenging or asking for more information about GP sick notes, making home visits or telephoning staff at home for fear of being accused of harassment or falling foul of the law and landing themselves and their organisation in a tribunal. They are also ignorant of, or uncomfortable with, the idea of

<sup>16</sup> Backman, 2004 found only six studies for the period 1980 to 2001

rehabilitation. Although the Employment Equality Act requires employers to make 'reasonable accommodation' to support employees with long-term illness or injury, most line managers find job re-design difficult, irritating and disruptive.

Given that MSDs are one of the most common work-related health problem, and the importance of psycho-social factors in determining whether employees remains in work or return to it as soon as they can, managers need to have the skills to deal with staff who have them, or the costs to their organisation may be significant, particularly for small and medium enterprises. Small employers also have issues with employees with MSDs, as their absence from work can have, potentially, more impact on customer service, productivity and business performance.

#### **4.5.4 Improved employer-clinician dialogue**

On the face of it, many of the return to work challenges faced by employees with MSDs may be improved if there was an improved level of mutual understanding between employers and clinicians. As highlighted above, the clinical appreciation of most MSDs by employers can be cursory to say the least. It is often argued that most GPs, in their turn, have little or no appreciation of the vocational or occupational dimension of many MSDs. Medical students in most countries spend a very small proportion of their time learning about occupational health, whilst musculoskeletal training for GPs has been found lacking (Akesson, Dreinhofer and Woolf, 2003). In addition, many GPs feel uncomfortable or incompetent when asked to assess 'workability' (Arrelov, Alexanderson, Hagberg, Lofgren, Nilsson, Ponzer, 2007; Swartling, Hagberg, Alexanderson, Wahlstrom, 2007). However, without an understanding of specific tasks undertaken by employees and the ability to adjust those tasks, GPs may feel that a return to work would exacerbate a condition unless an individual is 100 per cent fit.

For their part, employers will only very rarely challenge a GP's sick note, or ask for a second opinion on the potential for a beneficial return to work for a patient. The consequence of this mutual lack of understanding and resulting dearth of dialogue can often be that the MSD patient is left stranded in the middle, with no clear pathway back to work and, more importantly, no voice. A proactive, inclusive, multi-disciplinary, capability-focused approach to vocational rehabilitation, informed by the biopsychosocial model and delivered through case management is widely regarded as the most enlightened and effective approach to take in the majority of work-related MSD cases. Quite often both employers and GPs will focus on the aspects of the job which an MSD patient cannot currently perform, rather than on those which they can.

One of the attractions of the biopsychosocial model is that it 'joins up' the three core strands of the MSD patient's experience, and management of, their condition. It offers a comprehensive framework with which to look at the diagnosis and treatment of a range of MSDs, especially when an important outcome for the individual is to stay in, or to return swiftly to, work.

---

**4.6**  
**Summary**

This section has outlined the case for early intervention, first and foremost to benefit the health of those with MSDs, but also to ensure that they remain productive members of the workforce. However, it also demonstrates that intervention should ideally begin before those experiencing musculoskeletal pain visit their GP, and extend beyond the signing of a sick note. The biopsychosocial model clearly illustrates the need for a more comprehensive understanding of the factors that contribute to the development of non-specific MSDs, taking into account individual or psychological factors as well as the social milieu in which individuals live their lives, in which work plays a large part. To achieve this, employers, employees and clinicians need to talk to one another more effectively. Whilst this is challenging, and undoubtedly not common practice today, the costs of not addressing this problem were highlighted in this chapter.

## 5. Conclusions and recommendations

---

Work is, unambiguously, good for our health. It provides us with income, generates social capital and gives us purpose and meaning. Even when unwell or injured, remaining in work – at least in some capacity – is often better for recovery than long periods away from work. If the Croatian workforce is to be productive and competitive in the global economy, and if the quality of their working lives is to be enhanced, it is important that a high proportion of the workforce is, as far as possible, fit for work.

The evidence presented in this report illustrates that a large proportion of working age people in Croatia are, or will be, directly affected by musculoskeletal conditions (MSDs). This can have very significant social and economic consequences for these individuals and their families, it can impede the productive capacity of the total workforce and parts of Croatian industry and it can draw heavily on the resources of both the health service and the benefits regime.

As in many countries, there is a disappointing shortage of clinical, epidemiological, psychological and economic evidence on the nature, extent and consequences of the MSD problem in Croatia, but we know enough to be able to conclude that MSDs will affect a growing proportion of the working age population in the coming years. However, there seems to be a lack of coherence or ‘joined-up’ thinking and action by government, clinicians and employers which focuses on the MSD **patient as worker**. While the numbers advocating the application of the biopsychosocial model to MSDs is growing, we noted that some of those who can have most impact on fulfilling the labour market participation of workers with MSDs have yet to embrace its principles as fully as they might.

The Work Foundation has a number of recommendations for several interested parties in this field. Our intention is to encourage some of the key players to recognise that more can be done to ensure that continued active participation in the labour market is almost always a strongly positive force for health, fulfilment and for prosperity.

---

### 5.1

#### Recommendations for employers

- Managerial awareness-raising and training must include a health and well-being component. Managers are in the front line of staff absence and are in a good position to spot the early warning signs of a problem and to help rehabilitate employees after a period away from work. Despite the current focus on ‘stress’, managers in Croatian organisations need to be aware that MSDs can be even more of a problem for their staff and for the whole organisation.

- Imaginative job design will assist rehabilitation. Managers can change the ways work is organised (including simple changes to working time arrangements) to help prevent MSDs getting worse and to help people with MSDs to return to work. They need to do this in a way which preserves job quality, avoids excessive or damaging job demands and takes heed of ergonomic good practice.
- Build a dialogue with GPs. If sick notes from GPs are not providing a clear enough indication of the nature of the health problem an employee has, and its impact on their capacity to work, employers should challenge and clarify the GP's assessment, if only to help understand which tasks the employee can still perform, or what support they might need to return to work.
- Intervene early. Employers should always take action sooner rather than later because caution and delay can only make matters worse. As long as they behave compassionately and make decisions based on evidence and on expert opinion, early intervention cannot be construed as harassment and can often hasten recovery or rehabilitation.
- Use occupational health advice. Vocational rehabilitation carefully organised and tailored to the individual, can make a real difference to return to work, productivity, morale and sustainability of performance. Involve occupational health professionals as early as possible.
- Beyond legal compliance. Try to avoid a 'risk management' mentality when dealing with an employee with an MSD, this can often lead to delay and ambiguity. In almost all cases, the employee is better off at work.
- Use the biopsychosocial framework. Thinking about the physical symptoms of the MSD without considering the psychological and social dimensions can mean that the work-related *causes* of an MSD, or the work-related *benefits* of rehabilitation can be underestimated.
- Focus on capacity not incapacity. Employers can catastrophise too! Most workers with MSDs can continue to make a great contribution at work if they are allowed to. They do not need to be 100 per cent fit to return to work, and a little lateral thinking will allow you to give them useful work to do which will support them on their journey back to full productive capacity.

---

### 5.2

#### Recommendations for employees

- Focus on capacity not incapacity. It's natural to be anxious or even guilty about the parts of your job which you may find difficult to perform because of your MSD. But you still have much to contribute and you should play to your strengths. Your specialist knowledge and experience doesn't disappear just because you are in pain or have discomfort or mobility problems, you can still contribute in many ways. Work with your managers and your colleagues to find out how you can maximise your impact at work

within the constraints of your condition. Be open with them and they should respond better.

- Talk early. Your line manager, despite what he or she might tell you, is not a mind-reader. If your MSD is causing you difficulty or you anticipate a period when you will need to adjust your working time, talk to your manager so that you can both plan what to do about it. The earlier the better as managers don't like last minute surprises, but they can usually find a solution to most problems if they have some notice. You might also find it useful to talk to your union representative, your HR manager or someone in occupational health. Don't delay.
  - Play an active part in the management of your condition. Your MSD is bound to get you down sometimes and you will feel like it's controlling your life at home and at work. But you don't need to be a passive victim of pain or immobility. Find out more about your condition, watch for patterns in pain or fatigue and learn how you can minimise its impact on your functioning and your mood. This can sometimes be very hard to do, but persevere: people who play an active part in the management of their condition tend to get back to work more quickly.
  - Know your rights. As both a patient and as a worker you should know what support and advice you are entitled to. If you are a trade union member, your union should be able to guide you on much of this.
  - Family involvement in job retention and rehabilitation. Your family and friends are important sources of support. They may not realise that staying in or returning to work is both possible and desirable. You need to help them to help you by getting them involved in your rehabilitation at work. Even small adjustments to working time or travel to work arrangements can make the world of difference.
- 
- Identify where job retention or early return to work is *good* for the patient. It is easy to assume that work is unambiguously bad for your patient, especially if you suspect that aspects of their job make their symptoms worse. Consider carefully whether, with some adjustments, you can recommend staying at work on lighter duties or with adjusted hours might still be a better option than a prolonged absence from work.
  - Think beyond the physical symptoms. Bring to bear your understanding of the biopsychosocial model and the limitations of the biomedical model in your diagnosis of the patient and – most importantly – your assessment of the role that their job might play in helping them stay active and avoid isolation. As a GP you are ideally placed to identify the early presentation of many MSDs. Where appropriate, you should seek to refer patients to specialist teams as early as practicable, to enable management of the condition to begin.

---

### 5.3 Recommendations for GPs

## Conclusions and recommendations

---

- Avoid catastrophising. A patient can hold a very negative view of the impact and likely progression of their condition if the way that clinicians present it focuses on incapacity rather than capacity.
- Encourage self-management. Try to ensure that the patient can adopt strategies to manage aspects of their own condition, especially if they are staying in or returning to work. A feeling of empowerment and control will help their mood and ensure that they can keep on top of important aspects of their incapacity while at work.
- Early intervention. The evidence suggests that long periods away from work are usually bad for MSD patients. The longer they are away from work, the more difficult it is to return. Early action, preferably in partnership with the patient and their employer, can help achieve a balance between the individual's need for respite and their need to work.

---

### 5.4

#### Recommendations for occupational health professionals

- Think beyond the physical symptoms. More importantly, ensure employers, employees and GPs fully appreciate how this multi-factor perspective can contribute to constructive, active, participative and sustainable rehabilitation. Shape your interventions and advice around the three domains of the biopsychosocial model and help employers see how small work-place adjustments can bring wider benefits than just compliance with the Employment Equalities Act.
- Early intervention. Occupational health professionals, above all others, understand the benefits of early interventions with MSDs. They must play a proactive part in mediating between employer and employee, or employer and GP, to ensure that the patient can use return to work as a positive part of the way they learn to manage their condition and maintain their sense of self-worth and self esteem.
- Encourage self-management. Working with the employee, their colleagues and their manager, help the individual to find strategies to manage their own condition. This will enable them to make their own decisions about their working arrangements.
- Support managers with job design interventions. Making changes to work demands under the Employment Equalities Act is often seen by managers as a way of complying with the law. Helping managers to look at job redesign as a more constructive way of meeting the needs of a patient/worker with an MSD and meeting changing customer demands can help them to see the business benefits of more flexible working arrangements.

---

### 5.5

#### Recommendations for government

- Improve collection and accuracy of data. Managing a phenomenon which is not being measured is very hard and can lead to the misdirection of effort and resources. The quality of data in Croatia on the health of its working age population is uniformly poor.

It is almost impossible to build up an accurate or comprehensive picture of levels of absence from work, work-related incapacity and its causes and the level of mental illness in the workforce. This represents a serious impediment to both evidence-based policy-making and to the pragmatic targeting of expertise and resources.

- Review the definitions of MSDs in the current classification of occupational diseases beyond their current narrow focus. In addition, formally acknowledge that many MSDs and other chronic conditions (such as rheumatic diseases, multiple sclerosis) are not caused by work, but may inhibit participation at work.
- Raise awareness of MSDs among healthcare professionals, employers and employees.
- Keep monitoring health inequalities and setting up plans to reduce them.
- Access to clinical expertise needs to improve. The apparent shortage of consultant rheumatologists is affecting the ability of citizens of working age to get access to early interventions which may save their jobs. Similarly, the government should conduct some workforce planning in the medical profession to establish if it will have sufficient clinical staff (eg physiotherapists) to accommodate the projected growth in MSDs as the population, and the workforce, ages.
- Take seriously the existing evidence that the proportion of the Croatian workforce with MSDs is likely to grow over the next few decades.
- Help make GPs more effective in handling occupational health issues. This will require an input into GP training through postgraduate medical education and training. In fact, we believe that medical training at all levels, from undergraduate to continuing professional development would benefit from inclusion of health and work issues, especially if the health of the working age population is set to deteriorate.
- Consider the piloting of the allocation of trained occupational health advisors in selected GP surgeries to offer advice on the best way of supporting patients with MSDs staying in work or returning to work.

## References

---

- Akesson, K., Dreinhofer, K. & Woolf, A. D. (2003). Improved education in musculoskeletal disorders is necessary for all doctors. **Bulletin of the World Health Organisation**, 81, 677-683
- Akkoc, N. (2008). Are spondyloarthropaties as common as rheumatoid arthritis worldwide? A review. **Current Rheumatology Reports**, 10, 371-378
- Alavinia, S. M. & Burdorf, A. (2008). Unemployment and retirement and ill-health: a cross-sectional analysis across European countries. **International Archives of Occupational and Environmental Health**, 82, 39-45
- Aptel, M., Aublet-Cuvelier, A. & Cnockaert, J. C. (2002). Work-related musculoskeletal disorders of the upper limb, **Joint Bone Spine**, 69 (6), 546-555
- Armstrong, K. (2006). **Life After Rover**. London: The Work Foundation
- Arrelov, B., Alexanderson, K., Hagberg, J., Lofgren, A., Nilsson, G. & Ponzer, S. (2007). Dealing with sickness certification – a survey of problems and strategies among general practitioners and orthopaedic surgeons. **BMC Public Health**, 7(1), 273. Published online on 2 October. doi: 10.1186/1471-2458-7-273
- Backman, C. L. (2004). Employment and work disability in rheumatoid arthritis. **Current Opinion in Rheumatology**, 16, 148-152
- Bekkering, G., Henriks, H., Koes, B., Oostendorp, R., Ostelo, R., Thomassen, J. & Van Tulder, M. (2003). Dutch Physiotherapy Guidelines for Low Back Pain. **Physiotherapy**, 89 (2), 82-96
- Bigos, S. J., Battie, M. C. & Spengler, D. M. (1992). A longitudinal, prospective study of industrial back injury reporting. **Clinical Orthopaedic Related Research**, 279, 21-34
- Block, A. R., Kremer, E. F. & Gaylor, M. (1980). Behavioral treatment of chronic pain: the spouse as a discriminative cue for pain behaviour. **Pain**, 9 (2), 243-252
- Boonen, A., Chorus, A., Miedema, H., van der Heijde, Landewé, D. R., Schouten, van der Tempel & Van der Linden, S. (2001). Withdrawal from labour force due to work disability in patients with ankylosing spondylitis. **Annals of the Rheumatic Diseases**, 60, 1033–1039
- Breen, A., Langworthy, J. & Bagust, J. (2005). Improved early pain management for musculoskeletal disorders. **HSE Research report**, 399 London: Health and Safety Executive
- Brinkley, I., Clayton, N., Coats, D., Hutton, W. & Overell, S. (2008), **Hard Labour: Jobs, Unemployment and the Recession**. London: The Work Foundation
- Bubas, M., Milosević, M. & Delić-Brkljacić, D. (2008). Occupational diseases, working ability and employment status in the working population of Croatia. *Collegium Antropologicum*, 32(3), 677-680

- Buchbinder, R., Jolley, D. & Wyatt, M. (2001). Population based intervention to change back pain beliefs and disability: three part evaluation. **British Medical Journal**, 322, 1516-1520
- Burton, A. K. (1997). Back injury and work loss. Biomechanical and psycho-social influences. **Spine**, 22, 2575-2580
- Burton, A. K. (2005). How to prevent low back pain, **Best Practice and Research in Clinical Rheumatology**, 19 (4), 541-555
- Burton, W., Morrison, A., Maclean., R. & Ruderman, E. (2006). Systematic review of studies of productivity loss due to rheumatoid arthritis. **Occupational Medicine**, 56, 18-27
- Carter, L. E., McNeil, D. W. & Vowles, K. E. (2002). Effects of emotion on pain reports, tolerance and physiology. **Pain Research Management**, 7 (1), 21-30
- Chorus, A. M. J., Miedema, H. S., Wevers, C. W. J. & van der Linden, S. (2001). Work factors and behavioural coping in relation to withdrawal from the labour force in patients with rheumatoid arthritis. **Annals of the Rheumatic Diseases**, 60, 1025-1032
- Chorus, A. M. J., Boonen, A., Miedema, H. S. & van der Linden, S. (2002). Employment perspectives of patients with ankylosing spondylitis. **Annals of the Rheumatic Diseases**, 61, 693-699
- Chorus, A. M. J., Miedema, H. S., Boonen, A. & van der Linden, S. (2003). Quality of life and work in patients with rheumatoid arthritis and ankylosing spondylitis of working age. **Annals of the Rheumatic Diseases**, 62, 1178-1184
- Coats, D. & Lehki, R. (2008). **'Good Work': Job Quality in a Changing Economy**. London: The Work Foundation
- Coats, D. & Max, C. (2005). **Healthy Work, productive work-places: why the UK needs more good jobs**. London: The Work Foundation
- Cooper, N. (2000). Economic burden of rheumatoid arthritis: a systematic review. **Rheumatology**, 39 (1) 28-33
- Croatian National Institute of Public Health (2007). **Croatian Health Service Yearbook 2007**. Retrieved on 20 July 2009 from [http://www.hzjz.hr/publikacije/hzs\\_ljetopis/A\\_2007\\_WEB\\_IX\\_X.pdf](http://www.hzjz.hr/publikacije/hzs_ljetopis/A_2007_WEB_IX_X.pdf)
- Crosstat (2009). Statistical Information 2009. Republic of Croatia Central Bureau of Statistics, Zagreb
- Dagenais, S., Caro, J. & Haldeman, S. (2008). A systematic review of low back pain cost of illness studies in the United States and internationally. **The Spine Journal**, 8, 8-20
- Dagfinrud, H., Mengshoel, A. M., Hagen, K. B., Loge, J. H. & Kvien, T. K. (2004). Health status of patients with ankylosing spondylitis: a comparison with the general population. **Annals of the Rheumatic Diseases**, 63, 1605-1610

## References

---

- de Buck, P., Schoones, J. W., Allaire, S. H. & Vliet Vlieland, T. P. M. (2002). Vocational rehabilitation in patients with chronic reumatoid diseases: A systematic literature review. **Seminars in Arthritis and Rheumatism**, 32 (3), 196-203
- de Croon, E. M., Sluiter, J. K., Nijssen, T. F., Dijkmans, B. A. C., Lankhorst, G. J. & Frings-Dresen, M. H. W. (2004). Predictive factors of work disability in rheumatoid arthritis: a systematic literature review. **Annals of the Rheumatic Diseases**, 63, 1362-1367
- der Tempel, H. & van der Linden, S. (2001). Withdrawal from labour force due to work disability in patients with ankylosing spondylitis. **Annals of the Rheumatic Diseases**, 60, 1033-1039
- Devereux, J., Rydstedt, L., Kelly, V., Weston, P. & Buckle, P. (2004). The role of work stress and psychological factors in the development of musculoskeletal disorders. **Health and Safety Executive Research Report 273**, London: Health & Safety Executive
- Ekberg, K. (1995). Work-place changes in successful rehabilitation, **Journal of Occupational Rehabilitation**, 5, 253–269
- Ektor-Andersen, J., Ingvarsson, E., Kullendorff, M. & Ørbæk, P. (2008). High cost-benefit of early team-based biomedical and cognitive-behaviour intervention for long-term pain-related sickness absence. **Journal of Rehabilitation Medicine**, 40, 1-8
- EUROGIP (2007). Musculoskeletal disorders in Europe: Definitions and statistics. Retrieved 15 April 2009 from [http://www.eurogip.fr/docs/TMS\\_07-Eurogip-25-EN.pdf](http://www.eurogip.fr/docs/TMS_07-Eurogip-25-EN.pdf)
- European Foundation for the Improvement of Living and Working Conditions (Eurofound) (2007). **Managing Musculoskeletal Disorders**. Retrieved 15 April 2009 from <http://www.eurofound.europa.eu/ewco/studies/tn0611018s/tn0611018s.htm>
- European Foundation for the Improvement of Living and Working Conditions (Eurofound) (2009). **Second European Quality of Life Survey. Overview**. Retrieved 20 July 2009 from <http://www.eurofound.europa.eu/pubdocs/2009/02/en/2/EF0902EN.pdf>
- European Observatory on Health systems and Policies (2006). Croatia. Health System review. Vol. 8, N. 7
- European Trade Union Institute (ETUI) (2007). **Musculoskeletal disorders: An ill-understood pandemic**. Brussels: ETUI
- Eurostat (2004). **Occupational Diseases in Europe in 2001**. Statistics in Focus, 15/2004. Retrieved 20 April 2009 from [http://epp.eurostat.ec.europa.eu/cache/ITY\\_OFFPUB/KS-NK-04-015/EN/KS-NK-04-015-EN.PDF](http://epp.eurostat.ec.europa.eu/cache/ITY_OFFPUB/KS-NK-04-015/EN/KS-NK-04-015-EN.PDF)
- Feuerstein, M., Shaw, W. S., Lincoln, A. E., Miller, V. I. & Wood, P. M. (2003). Clinical and work-place factors associated with a return to modified duty in work-related upper extremity disorders. **Pain**, 102, 51–61

- Feuerstein, M., Shaw, W. S., Nicholas, R. A. & Huang, G. D. (2004). From confounders to suspected risk factors: psycho-social factors and work-related upper extremity disorders. **Journal of Electromyography and Kinesiology**, 14, 171-178
- Fister, K., Kolčić, I., Milanović, S. M. & Kern, J. (2009). The prevalence of overweight, obesity and central obesity in six regions of Croatia: results from the Croatian Adult Health Survey. **Collegium Antropologicum**, 33(1), 25-29
- Frank, A. O. & Chamberlain, M. A. (2006). Rehabilitation: an integral part of clinical practice. **Occupational Medicine**, 56, 289-293
- Frank, J., Sinclair, S., Hogg-Johnson, S., Shannon, H., Bombardier, C., Beaton, D., et al. (1998). Preventing disability from work-related low-back pain. New evidence gives new hope – if we can just get all the players onside. **Canadian Medical Association Journal**, 158(12):1625–31
- Gignac, M., Cao, X., Lacaille, D., Anis, A. & Badley, E. (2008). Arthritis-related work transitions: A prospective analysis of reported productivity losses, work changes, and leaving the labour force, **Arthritis Care & Research**, 59 (12), 1805-1813
- Gignac, M. A. M., Badley, E. M., Lacaille, D., Cott, C. C., Adam, P. & Anis, A. H. (2004). Managing arthritis and employment: Making arthritis-related work changes as a means of adaptation. **Arthritis & Rheumatism**, 51 (6), 909-916
- Gordeev, V. S., Maksymowych, W. P., Evers, S. M., Ament, A., Schachna, L. & Boonen, A. (2009). The role of contextual factors on health-related quality of life in ankylosing spondylitis. **Annals of the Rheumatic Diseases**, published online 11 March 2009, doi:10.1136/ard.2008.100164
- Guzman, J., Esmail, R., Karjalainen, K., Malmivaara, A., Irvin, E. & Bombardier, C. (2001). Multidisciplinary rehabilitation for chronic low back pain: systematic review. **British Medical Journal**, 322, 1511–1516
- Halpern, M. T., Cifaldi, M. & Kvien, T. K. (2008). Impact of adalimumab on work participation in rheumatoid arthritis: comparison of an open-label extension study and a registry-based control group, **Annals of the Rheumatic Diseases**, published online 1 October 2008; doi:10.1136/ard.2008.092734
- Hamberg, K., Johansson, E., Lindgren, G. & Westman, G. (1997). The impact of marital relationship on the rehabilitation process in a group of women with long-term musculoskeletal disorders. **Scandinavian Journal of Social Medicine**, 25 (1), 17-25
- Health and Safety Executive (HSE) (2002). Initiative Evaluation Report: Back to Work
- Huscher, D., Merkesdal, S., Thiele, K., Schneider, M. & Zink, A. (2006). Cost of illness in rheumatoid arthritis, ankylosing spondylitis, psoriatic arthritis and systemic lupus erythematosus in Germany. **Annals of the Rheumatic Diseases**, 65, 1175-1183

## References

- Husted, J. A., Gladman, D. D., Farewell, V. T. & Cook, R. J. (2001) Health-related quality of life of patients with psoriatic arthritis: a comparison with patients with rheumatoid arthritis. **Arthritis and Rheumatism**, 45, 151-158
- ILO (2005). **Social Security spending in South Eastern Europe: A comparative Review**
- Jelčić, A., Culjak, M., Horvacić, B., Duricić, D. & Kalin-Zivković, B. (1993). Low back pain in health personnel. **Reumatizam**, 40(2), 13-20
- Katz, W. A. (2002). Musculoskeletal Pain and its socioeconomic implications. **Clinical Rheumatology, Supplement**, 1, 2-4
- Kavanaugh, A. (2005). Health economics: implications for novel antirheumatic therapies. **Annals of the Rheumatic Diseases**, 64, 65-69
- Kemler, M. A. & Furnée, C. A. (2002). The impact of chronic pain on life in the household. **Journal of Pain Symptom Management**, 23 (5), 433-441
- Kerns, R. D., Haythornthwaite, J., Southwick, S. & Giller, E. L. (1990). The role of marital interaction in chronic pain and depressive symptom severity. **Journal of Psychosomatic Research**, 34(4), 401-408
- Kobelt, G. (2007). Thoughts on health economics in rheumatoid arthritis. **Annals of the Rheumatic Diseases**, 66, 35-39
- Lalić, H. (2008). International Occupational Medicine: Croatia. **Occupational Medicine**, 58(5), 376. doi:10.1093/occmed/kqn060
- Leardini, G., Salaffi, F., Montanelli, R., Gerzeli, S. & Canesi, B. (2002). A multi-center cost-of-illness study on rheumatoid arthritis in Italy. **Clinical and Experimental Rheumatology**, 20, 505-515
- Leon, L., Jover, J. A., Candelas, G., Lajas, C., Vadillo, C., Blanco, M. et al. (2009). Effectiveness of an early cognitive-behavioural treatment in patients with work disability due to musculoskeletal disorders. **Arthritis and Rheumatism**, 29, 61(7), 996-1003
- Lundkvist, J., Kastang, F. & Kobelt, G. (2008). The burden of rheumatoid arthritis and access to treatment: health burden and costs. **European Journal of Health Economics**, 8 (Supple 2), 49-60
- Luqmani, R., Hennell, S., Estrach, C., Birrell, F., Bosworth, A., Davenport, G., et al., (2006). On behalf of the British Society for Rheumatology and British Health Professionals in Rheumatology Standards. Guidelines and Audit Working Group British Society for Rheumatology and British Health Professionals in Rheumatology Guideline for the Management of Rheumatoid Arthritis (The first two years). **Rheumatology**, 45, 1167-1169
- MacGregor, E. A., Brandes, J., Eikermann, A. & Giammarco, R. (2004). Impact of migraine on patients and their families: the Migraine and Zolmitriptan Evaluation (MAZE) survey – Phase III. **Current Medical Research Opinion**, 20 (7), 1143-1150

- McLaren, N. (2006). Interactive dualism as a partial solution to the mind-brain problem for psychiatry. **Medical Hypotheses**, 66 (6), 1165-73
- Meijer, E., Sluiter, J. & Frings-Dresen, M. (2005). Evaluation of effective return-to-work treatment programs for sick-listed patients with non-specific musculoskeletal complaints: a systematic review. **International Archives of Occupational and Environmental Health**, 78 (7), 523-532
- Meijer, E., Sluiter, J., Heyma, A., Sadiraj, K. & Frings-Dresen, M. (2006). Cost-effectiveness of multidisciplinary treatment in sick-listed patients with upper extremity musculoskeletal disorders: a randomised, controlled trial with one-year follow-up. **International Archives of Occupational and Environmental Health**, 79 (8), 654-664
- Nachemson, A., Waddell, G. & Norlund A. (2000) Epidemiology of neck and low back pain. In Nachemson, A. & Jonsson E., (eds.) **Neck and Back Pain: The scientific evidence of causes, diagnosis and treatment**, 165-188. Philadelphia: Lippincott Williams & Wilkins
- Parent-Thirion, A., Fernández Macías, E., Hurley, J. & Vermeylen, G. (2007). **Fourth European Survey on Working Conditions**. Dublin: European Foundation for the Improvement of Living Standards
- Pugner, K. M., Scott, D. I., Holmes, J. W. & Hieke, K. (2000). The costs of rheumatoid arthritis: an international long-term view. **Seminars in Arthritis and Rheumatism**, 29, 305-320
- Punnett, L. & Wegman, D. (2004). Work-related musculoskeletal disorders: the epidemiologic evidence and the debate. **Journal of Electromyography and Kinesiology**, 14 (1), 13-23
- Schultz, I. Z., Stowell, A. W., Feuerstein, M. & Gatchel, R. J. (2007). Models of return to work for musculoskeletal disorders. **Journal of Occupational Rehabilitation**, 17 (2), 327-352
- Scottish Intercollegiate Guidelines Network (SIGN) (2000). **Management of early rheumatoid arthritis**, SIGN publication 48. Edinburgh: Scottish Intercollegiate Guidelines Network
- Sieper, J., Braun, J., Rudwaleit, M., Boonen, A. & Zink, A. (2002). Ankylosing spondylitis: an overview. **Annals of the Rheumatic Diseases**, 61 (Supplement III), 8-18
- Smyth, M., Stone, A., Hurewitz, A. & Kaell, A. (1999). Effects of writing about stressful experiences on symptom reduction in patients with asthma or rheumatoid arthritis. **Journal of the American Medical Association**, 281, 1304-1309
- Sokka, T. & Pincus, T. (2001). Markers for work disability in rheumatoid arthritis. **Journal of Rheumatology**, 28, 1718-1722
- Sučur, Z. & Zrinscak, S. (2007). Differences that hurt: self-perceived health inequalities in Croatia and the European Union. **Croatian Medical Journal**, 48(5), 653-666
- Sullivan, M. J. & D'Eon, J. L. (1990). Relation between catastrophising and depression on chronic pain patients. **Journal of Abnormal Psychology**, 99, 260-263

## References

- Swartling, M. S., Hagberg, J., Alexanderson, K. & Wahlstrom, R. A. (2007). Sick-listing as a psychosocial work problem: a survey of 3997 Swedish physicians. **Journal of Occupational Rehabilitation**, 17(3), 398-408
- The Bone & Joint Decade. (2005). **European Action Towards Better Musculoskeletal Health: A public health strategy to reduce the burden of musculoskeletal conditions**. Lund: The Bone & Joint Decade, Department of Orthopedics, University Hospital. Retrieved 15 April 2009 from [http://ec.europa.eu/health/ph\\_projects/2000/promotion/fp\\_promotion\\_2000\\_frep\\_15\\_en.pdf](http://ec.europa.eu/health/ph_projects/2000/promotion/fp_promotion_2000_frep_15_en.pdf)
- van Duijn, M. & Burdorf, A. (2008). Influence of modified work on recurrence of sick leave due to musculoskeletal complaints. **Journal of Rehabilitation Medicine**, 40, 576-581
- Van Eerd, D., Beaton, D., Cole, D., Lucas, J., Hogg-Johnson, S. & Bombardier, C. (2003). Classification systems for upper-limb musculoskeletal disorders in workers: a review of the literature. **Journal of Clinical Epidemiology**, 56, 925-936
- Veale, A., Woolf, A. & Carr, A. (2008). Chronic musculoskeletal pain and arthritis: Impact, attitudes and perceptions. **Irish Medical Journal**, July/August, 101 (7), 208-210
- Voncina, L., Kehler, J., Evetovits, T. & Bagat, M. (2009). Health insurance in Croatia: dynamics and politics of balancing revenues and expenditures. **The European Journal of Health Economics**. Published online on 11 July 2009, doi 10.1007/s10198-009-0163-4
- Waddell, G. & Burton, A. K., (2006a). **Is work good for your health and well-being?** London: Department for Work and Pensions
- Waddell, G. & Burton, A. K. (2006b). Principles of rehabilitation for common health problems, in O'Donnell, M. **Rehabilitation: Keeping people in work**. Chief Medical Officer's Report 2006. Dorking, UnumProvident
- Wallenius, M., Skomsvoll, J. F., Koldingsnes, W., Rødevand, E., Mikkelsen, K., Kaufmann, C. et al. (2008). Work disability and health-related quality of life in males and females with psoriatic arthritis. **Annals of the Rheumatic Diseases**, 68, 685-689
- Werner, E. L., Lærum, E., Wormgoor, M. E., Lindh, E. & Indhal, A. (2007). Peer support in an occupational setting preventing LBP-related sick leave. **Occupational Medicine**, published online 4 October 2007, doi:10.1093/occmed/kqm094
- WHO Scientific Group (2001). **International Classification of Functioning, Disability and Health**. Geneva: WHO. Retrieved from 15 April 2009 from <http://www3.who.int/icf/icftemplate/cfm>
- WHO Scientific Group (2003). **The burden of musculoskeletal conditions at the start of the new millennium**. Geneva: WHO
- World Bank (2008). Croatia. Restructuring public finance to sustain growth and improve public services. Report No. 37321-HR

- Young, A., Dixey, J., Cox, N., Davis, P., Devlin, J., Emery, P., et al. (2000). How does functional disability in early rheumatoid arthritis (RA) affect patients and their lives? Results of five years of follow-up in 732 patients from the early RA study (ERAS). **Rheumatology**, 39, 603-611
- Young, A., Dixey, J., Kulinskaya, E., Cox, N., Davies, P., Devlin, J., et al. (2002). Which patients stop working because of rheumatoid arthritis? Results of five years' follow up in 732 patients from the early RA study (ERAS). **Annals of the Rheumatic Diseases**, 61, 335-340
- Zampolini, M., Bernadinello, M. & Tesio, L. (2007). RTW in back conditions. **Disability and Rehabilitation**, 29 (17), 1377-1385

## Appendix 1: Interviews and consultation with experts

---

The following people shared their views and information with us during the course of our research and we are very grateful for the time each spent. We have taken their views into account in writing this report, though their participation in the study does not in any way imply endorsement of the report's conclusions.

Prof Babić-Naglić Đurđa	President of the Croatian Rheumatology Society
Dr Tomislav Benjak	Head of office for prevention of Disability Croatian National Institute of Public Health
Dr. Grubisic Frane	Croatian league against Rheumatism
Prof. Dr. Jadranka Morović-Vergles	Head of Department for Clinical Immunology and Rheumatology Dubrava University Hospital Zagreb and National Committee for Bone and Joint Decade
Prof Grazio Simeon	Head of the University Department of Rheumatology Physical and Rehabilitation Medicine Sestre Milosrdnice University Hospital Zagreb

## Appendix 2: Benchmarking grid

---

The Fit for Work Europe study has looked across 23 European countries plus Israel and Canada. This approach allows us to explore how far early intervention is implemented across Europe. It also enables us to see how far we may identify both enablers and barriers to early intervention given the different approaches to policies that affect the labour market, the welfare system and the health care system. To explore this we have looked widely at a number of indicators covering the:

- Labour market;
- Welfare system ;
- Health care system.

The data presented below come from various international data sources. We used 2005 data to allow for comparisons across countries for a number of different indicators. The data mainly come from the OECD. However, where OECD data was not available the data was supplemented with Eurostat data. We present a selection of indicators below.

## Appendix 2: Benchmarking grid

	GDP per capita in PPP	Percentage of the population working age	Unemployment rate (%)		Long term unemployment rate, % of unemployed	Average age of withdrawal from the labour market		Labour productivity per hour worked, GDP in PPS	Hourly labour costs
			Male	Female		Male	Female		
Austria	\$33,496	67.7	4.9	5.5	23.3	59.1	58.1	100.2	€26.23
Belgium	\$32,063	65.6	7.7	9.5	51.6	59.3	58.1	123.4	€30.73
Canada	\$35,002	69.3	7.0	6.5	9.6	63.3	61.5	-	-
Croatia	-	66.9*	-	-	58.4*	60.5*	60.5*	-	-
Czech Republic	\$20,366	71.0	6.5	9.8	53.6	61.5	58.4	51.7	€6.63
Denmark	\$33,196	66.1	4.4	5.3	25.9	64.1	61.4	101.6	€31.98
Finland	\$30,695	66.7	8.2	8.6	24.9	60.5	60.1	94.9	€26.70
France	\$29,759	65.1	8.4	10.2	41.4	58.6	59.4	116.2	€29.29
Germany	\$31,380	66.9	11.2	10.0	54.1	61.6	60.7	113.0	€27.20
Greece	\$24,928	67.3	6.2	15.3	53.7	62.4	61.2	71.2	-
Ireland	\$38,693	68.3	4.6	4.0	34.3	65.2	65.3	105.9	-
Israel	\$23,207	-	6.2	10.0	52.2	-	-	-	-
Italy	\$28,122	66.5	9.5	32.5	32.5	60.4	60.9	90.4	€21.39
Lithuania	-	67.8*	8.2*	8.3*	52.5*	60.0*	60.0*	43.1	€3.56
Netherlands	\$35,111	67.5	4.4	5.0	40.1	60.3	60.5	121.2	€27.41
Norway	\$47,319	65.6	4.8	4.4	9.5	63.3	61.8	159.3	-
Portugal	\$20,656	67.4	6.8	8.7	48.6	66.2	66.0	54.4	€10.60
Romania	-	69.4*	7.8*	6.4*	56.3*	63.0*	63.0*	28.8	€2.33
Slovakia	\$16,175	71.5	15.5	17.3	68.1	59.2	55.5	57.5	€4.80
Slovenia	\$23,456	70.2*	6.2	7.1	49.2	58.5*	58.5*	62.8	€10.76
Spain	\$27,377	68.8	7.1	12.2	32.6	61.2	63.6	89.9	€15.22
Sweden	\$32,298	65.3	7.3	7.3	18.9	65.4	62.5	101.6	€31.55
Switzerland	\$35,839	68.0	3.9	5.1	39.0	65.3	64.9	92.3	€32.82
Turkey	\$10,841	65.7	10.2	10.1	39.6	64.5	63.8	-	-
UK	\$32,695	66.0	5.2	4.3	22.4	63.2	61.4	91.9	€24.47
OECD	\$26,849	-	8.3	9.6	45.9	-	-	-	-
EU-27*	-	67.0	-	-	-	-	-	88.3	€20.47

Sources: GDP per capita in PPP, Unemployment rate; Long-term unemployment rate: OECD, 2009b; \*Eurostat, 2009; Working age population: OECD, 2009a; Average age of withdrawal, 2000-2005: OECD, 2009d, \*Eurostat, 2009; Labour productivity per hour worked, GDP in PPS: Eurostat, 2009b; Hourly labour costs: Eurostat, 2009a

## Appendix 2: Benchmarking grid

	Public social expenditure (% GDP)	Public expenditure on health (% GDP)	% spent of benefits spent on*:			Generosity of the welfare system	Social protection system interventions
			Sickness/Health care	Disability	Unemployment		
Austria	27.2	7.9	25.5	8.6	5.8	5.46	2
Belgium	26.4	7.4	27.1	7.0	12.2	4.38	2
Canada	16.5	6.9	-	-	-	3.52	-
Croatia	-	-	-	-	-	-	-
Czech Republic	19.5	6.3	35.3	7.8	3.6	5.15	2
Denmark	26.9	7.9	20.7	14.4	8.6	5.40	2
Finland	26.1	6.2	25.9	12.9	9.3	2.60	3
France	29.2	8.9	29.8	5.9	7.5	5.24	3
Germany	26.7	8.2	28.4	6.2	7.0	6.11	2
Greece	20.5	5.6	27.8	4.9	5.1	-	1
Ireland	16.7	6.5	40.9	5.3	7.5	-	3
Israel	-	-	-	-	-	-	-
Italy	25.0	6.8	26.7	6.0	2.0	-	2
Lithuania	-	-	30.3	10.4	1.8	-	2
Netherlands	20.9	6.0	30.7	9.7	6.1	3.40	3
Norway	21.6	7.6	32.0	19.1	2.7	-	3
Portugal	-	7.3	30.1	10.0	5.8	4.75	1
Romania	-	-	36.2	6.8	3.2	-	-
Slovakia	16.6	5.3	29.6	8.1	3.4	5.00	2
Slovenia	-	6.1	32.3	8.5	3.3	-	2
Spain	21.2	5.8	30.9	7.5	12.3	4.75	2
Sweden	29.4	7.5	25.9	15.0	6.1	6.73	2
Switzerland	20.3	6.8	26.4	12.7	4.4	5.09	2
Turkey	13.7	4.1	-	-	-	-	-
UK	21.3	7.1	30.9	8.9	2.6	3.87	3
OECD	20.5	6.5	-	-	-	-	-
EU-27	-	-	28.8	7.6	6.0	-	-

Sources: Public social expenditure: OECD, 2009d; % spent on disability benefits: Eurostat, 2009c; Generosity of the Welfare System: Osterkamp and Rohn, 2007 (higher score = more generous); Social protection system intervention ratings (1 = limited interventions to 3 = advanced interventions available)

## Appendix 2: Benchmarking grid

	Sickness absence due to health reasons (%)	Average days absent <sup>1</sup>	DALYs MSDs (% of Total)		DALYs RA (% of Total)	Prevalence work-related backache (Working population)	Number of RA Patients (General population)	Physicians per 1,000 population	
			Male	Female				(Prevalence)	Rheumatologists*
Austria	20.6	3.4	3.3	5.4	0.86	23.9	55,000 (0.67)	0.024	1.47
Belgium	28.8	7.0	3.1	5.1	0.78	19.4	69,000 (0.66)	-	2.08
Canada	-	-	-	-	0.86	-	215,000 (0.66)	0.014	1.03
Croatia	19.3	9.4	2.3	4.5	-	41.7	-	-	-
Czech Republic	28.2	5.5	-	-	0.69	22.8	68,000 (0.66)	0.014	0.73
Denmark	32.8	6.6	3.1	4.7	0.78	18.8	36,000 (0.66)	-	0.77
Finland	44.6	8.5	3.1	5.5	0.88	26.1	35,000 (0.67)	0.020	0.72
France	19.1	5.5	3.1	5.4	0.81	21.6	283,000 (0.45)	0.036	1.66
Germany	28.0	3.5	3.3	5.5	0.83	18.8	544,000 (0.66)	0.015	1.46
Greece	14.0	2.8	3.1	5.5	0.78	47.0	50,000 (0.45)	0.025	0.29
Ireland	21.1	3.9	2.7	4.6	0.77	14.4	28,000 (0.67)	0.011	0.51
Israel	-	-	-	-	-	-	-	0.014	-
Italy	25.1	3.8	3.5	6.0	0.91	24.3	264,000 (0.45)	0.029	0.94
Lithuania	21.1	4.3	2.8	6.6	0.79	37.8	22,000 (0.65)	0.024	-
Netherlands	33.7	8.6	3.6	5.2	0.87	13.9	108,000 (0.66)	0.014	0.46
Norway	27.2	7.1	3.5	5.3	0.89	22.6	31,000 (0.67)	0.044	0.81
Portugal	13.4	8.6	2.5	5.1	0.72	30.8	70,000 (0.66)	0.009	1.68
Romania	11.1	2.0	3.2	5.9	0.76	42.4	143,000 (0.66)	0.013	-
Slovakia	22.9	5.2	3.6	7.3	0.93	38.9	36,000 (0.67)	0.017	-
Slovenia	28.2	8.7	2.7	4.9	0.72	46.2	13,000 (0.65)	0.012	-
Spain	14.2	3.6	3.1	6.0	0.83	29.1	197,000 (0.45)	0.018	0.85
Sweden	28.1	-	3.9	5.9	0.97	27.9	60,000 (0.66)	0.029	0.59
Switzerland	19.2	4.0	3.9	6.2	0.96	18.1	49,000 (0.66)	0.055	0.52
Turkey	18.6	4.8	-	-	0.84	34.7	482,000 (0.66)	0.002	0.74
UK	22.6	3.7	3.2	4.9	0.81	10.8	399,000 (0.66)	0.015	0.71
EU-27	22.3	4.6	3.2	5.5	-	25.6	-	-	-
Europe	-	-	-	-	0.84	-	2,962,000	-	-

Sources: Sickness absence due to health reasons: prevalence work-related backache: EWCS 2005; Parent-Thirion et al., 2007 DALYs MSDs: WHO 2006, 2007; DALYs RA, Prevalence RA: Lundkvist et al. 2008; Rheumatologists per 1,000 population: various sources and years\*; GPs per 1,000: OECD, 2009c

Variable	Definition – Provided by source	Source
<i>Labour indicators</i>		
GDP per capita in PPP 2005	Gross domestic product is an aggregate measure of production equal to the sum of the gross value added of all resident institutional units engaged in production (plus any taxes, and minus any subsidies, on products not included in the value of their outputs). The sum of the final uses of goods and services (all uses except intermediate consumption) measured in purchasers' prices, less the value of imports of goods and services, or the sum of primary incomes distributed by resident producer units.	OECD, 2009b; Data starred (*) in the table come from Eurostat, 2009
Working age population, % 2005	Share of total population between the ages of 15 and 64, inclusive.	OECD, 2009a
Unemployment rate by gender 2005	Unemployed persons are defined as those who report that they are without work, that they are available for work and that they have taken active steps to find work in the last four weeks. The ILO Guidelines specify what actions count as active steps to find work and these include answering vacancy notices, visiting factories, construction sites and other places of work, and placing advertisements in the press as well as registering with labour offices.  The unemployment rate is defined as the number of unemployed persons as a percentage of the labour force, where the latter consists of the unemployed plus those in employment, which are defined as persons who have worked for one hour or more in the last week.	OECD, 2009b
Long-term unemployment – Annual averages by gender (%) 2005	Long-term unemployment is conventionally defined either as those unemployed for six months or more or, as here, those unemployed for 12 months or more. The ratios calculated here show the proportion of these long-term unemployed among all unemployed.	OECD, 2009b

Appendix 2: Benchmarking grid

Variable	Definition – Provided by Source	Source
<i>Labour indicators, continued</i>		
Average age of withdrawal from the labour market – retirement 2005	Retirement is associated with cessation of work and receipt of a pension. Actual retirement ages are difficult to measure directly without internationally comparable longitudinal data, so international comparisons must rely on indirect measures from cross-sectional data. Indirect measures regard persons above a specified age as 'retired' if they are not in the labour force at the time of the survey (average age at labour force exit). Net movements into retirement are proxied by the changes over time in the proportion of the older population not in the labour force. This indirect measure is used in ongoing OECD reviews of older workers. It measures the average effective age of retirement. The official age of retirement is also complex to pin down, especially when retirement is based on fixed years of pension contribution.	OECD, 2009d; Data starred (*) in the table come from Eurostat, 2009
Labour productivity per hour worked – GDP in PPS	Gross domestic product (GDP) is a measure for the economic activity in an economy. It is defined as the value of all goods and services produced less the value of any goods or services used in their creation. GDP per hour worked is intended to give a picture of the productivity of national economies expressed in relation to the European Union (EU-15) average. If the index of a country is higher than 100, this country level of GDP per hour worked is higher than the EU average and vice versa. Basic figures are expressed in PPS, i.e. a common currency that eliminates the differences in price levels between countries allowing meaningful volume comparisons of GDP between countries. Expressing productivity per hour worked will eliminate differences in the full-time/part-time composition of the workforce.	Eurostat, 2009b
Hourly labour costs 2005	Average hourly labour costs, defined as total labour costs divided by the corresponding number of hours worked.	Eurostat, 2009a

Variable	Definition – Provided by Source	Source
<i>Welfare indicators</i>		
Public social expenditure (% of GDP) 2005	Social expenditure is classified as public when general government (ie central administration, local governments and social security institutions) controls the financial flows.	OECD, 2009d
Public expenditure on health care 2005	Public expenditure on health refers to expenditure on health care incurred by public funds. Public funds are state, regional and local government bodies and social security schemes. Public capital formation on health includes publicly financed investment in health facilities plus capital transfers to the private sector for hospital construction and equipment. Public funds correspond to HF.1 in the ICHA-HF classification of health care financing.	OECD, 2009d
Sickness/healthcare benefits – % of total benefits 2005	Expenditure on social protection contain: social benefits, which consist of transfers, in cash or in kind, to households and individuals to relieve them of the burden of a defined set of risks or needs; administration costs, which represent the costs charged to the scheme for its management and administration; other expenditure, which consists of miscellaneous expenditure by social protection schemes (payment of property income and other).	Eurostat, 2009c
Disability – Social benefits by function – % of total benefits 2005	Same as above.	Eurostat, 2009c
Unemployment – Social benefits by function – % of total benefits 2005	Same as above.	Eurostat, 2009c

Variable	Definition – Provided by Source	Source
<i>Welfare indicators continued</i>		
O&R generosity index	Seven different measures of generosity were combined to construct a single measure of generosity that ranges from between zero and seven, where seven indicates the highest level of generosity. The seven variables include waiting period, self-certification, total maximum duration of payment, employer maximum duration of payment, employer amount of payment, sickness fund amount of payment and external proof.	Osterkamp, and Rohn, 2007
Social protection system interventions	The Mutual Information System on Social Protection (MISSOC) database provides a description of the social protection systems for each European country and allows for comparison between systems. Three independent reviewers reviewed the summary descriptions of the social protection topics geared toward benefits for invalidity and employment injuries and occupational diseases. The systems were scored from one to three with one meaning very limited regulations in place that could contribute to early intervention and three meaning advanced regulations in place that could contribute to early intervention.	Ratings by independent reviewers. Data from MISSOC (2009). Comparative tables on social protection – January 2005. Retrieved 27 July 2009 from <a href="http://ec.europa.eu/employment_social/misoc/db/public/compareTables.do?lang=en">http://ec.europa.eu/employment_social/misoc/db/public/compareTables.do?lang=en</a>

Variable	Definition – Provided by Source	Source
<i>Health outcomes</i>		
Average days absent due to health reasons	The median number of days absent because of health.	Parent-Thirion, Ferrández Macías, Hurley and Vermeylen, 2007
% sickness absence due to health reasons 2005	% reporting absence caused by ill-health.	EWCS, 2005
DALYs – MSDs, male and female	Disability adjusted life years (DALYs) are frequently used to assess the burden of disease. The WHO's definition of DALY – 'combines in one measure the time lived with disability and the time lost owing to premature mortality. One DALY can be thought of as one lost year of healthy life.'	WHO, 2006, 2007)
DALYs – RA	DALYs are frequently used to assess the burden of disease. The WHO's definition of DALY – 'combines in one measure the time lived with disability and the time lost owing to premature mortality. One DALY can be thought of as one lost year of healthy life.'	Lundkvist, Kastång and Kobelt, 2008
Prevalence – Backache 2005	% reporting work-related backache in the EWCS.	EWCS, 2005
Number of people with RA	Estimated number of people with RA. The percentage is calculated from the number of people with RA divided by the population numbers listed in the article.	Lundkvist, Kastång and Kobelt, 2008
Practising rheumatologists, density per 1,000 population	Number of practising rheumatologists per 1,000 population. The definition that was used to derive the ratio for rheumatologists may differ by country depending on the source, which makes comparability difficult.	Various sources
Practising general practitioners (GPs), density per 1,000 population 2005	Number of practicing GPs per 1,000 population.	OECD, 2009c

### References

- Eurostat. (2009a). **Hourly labour costs – EUR**. Retrieved on 4 June 2009 from <http://epp.eurostat.ec.europa.eu/tgm/table.do?tab=table&init=1&language=en&pcode=tps00173&plugin=1>
- Eurostat. (2009b). **Labour productivity per hour worked, GDP in PPS**. Retrieved on 4 June 2009 from <http://epp.eurostat.ec.europa.eu/tgm/download.do;jsessionid=9ea7974b30e89c4d0a99af7e42a9b710fb960bc43c29.e34SbxiOchiKc40LbNmLahiKaNyMe0?tab=table&plugin=0&language=en&pcode=tsieb040>
- Eurostat. (2009c). **Social benefits by function – (per cent of total benefits)**. Retrieved on 4 June 2009 from <http://epp.eurostat.ec.europa.eu/tgm/table.do?tab=table&init=1&language=en&pcode=tps00106&plugin=1>
- EWCS – fourth edition. (2005). [Data file]. Dublin, Ireland: European Foundation for the Improvement of Living and Working Conditions
- Lundkvist, J., Kastäng, F. & Kobelt, G. (2008). The burden of rheumatoid arthritis and access to treatment: health burden and costs. **European Journal of Health Economics**, 8(Supple 2), 49-60
- OECD (2009a). **Annual Labour Force Statistics: Population 15-64 as per cent of population**. Retrieved on 15 July 2009 from <http://stats.oecd.org/Index.aspx>
- OECD (2009b). **OECD Fact book 2009: Economic, Environmental and Social Statistics**. Retrieved on 15 July 2009 from <http://www.sourceoecd.org/rpsv/factbook2009/index.htm>
- OECD. (2009c). **OECD Health Data 2008 – Selected Data**. Retrieved on 4 June 2009 from <http://www.ecosante.fr/index2.php?base=OCDE&langh=ENG&langs=ENG>
- OECD (2009d). **OECD Society at a Glance**. Retrieved on 15 July 2009 from <http://oberon.sourceoecd.org/vl=646290/cl=23/nw=1/rpsv/societyataglance2009/index.htm>
- Osterkamp, R. & Rohn, O. (2007). Being on sick leave: Possible explanations for differences of sick-leave days across countries. **CESifo Economic Studies**, 53, 91-114
- Parent-Thirion, A., Fernández Macías, E., Hurley, J. & Vermeylen, G. (2007). **Fourth European Survey on Working Conditions**. Dublin: European Foundation for the Improvement of Living Standards.
- Royal College of Physicians. (2008). **Consultant Physicians Working for Patients, The duties, responsibilities and practice of physicians**. 4<sup>th</sup> edition. London: The Royal College of Physicians. Retrieved on 9 June 2009 from <http://www.rcplondon.ac.uk/pubs/contents/03560858-60e3-44c3-87eb-716a6d1d696c.pdf>
- WHO. (2006/7). **Highlights on health**. Geneva: WHO

---

All rights reserved. No part of this publication may be reproduced, stored in a retrieval system or transmitted, in any form or by any means, electronic, mechanical, photocopying, recording and/or otherwise without the prior permission of the publishers. This publication may not be lent, resold, hired out or otherwise disposed of by way of trade in any form, binding or cover other than that in which it is published, without the prior consent of the publishers.

To obtain permission, please contact [nhall@theworkfoundation.com](mailto:nhall@theworkfoundation.com)

We provide:

Research

Advisory Consulting

Policy and Voice

Partnership

**The Work Foundation is the leading independent authority on work and its future. It aims to improve the quality of working life and the effectiveness of organisations by equipping leaders, policymakers and opinion-formers with evidence, advice, new thinking and networks.**

© The Work Foundation

Registered as a charity no: 290003

First published: September 2009

The Work Foundation

21 Palmer Street

London

SW1H 0AD

Telephone: 020 7976 3519

Email: [jtaylor@theworkfoundation.com](mailto:jtaylor@theworkfoundation.com)

Website: [www.theworkfoundation.com](http://www.theworkfoundation.com)

Supported by a research grant from Abbott

